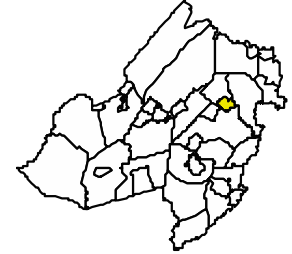




BOONTON TOWN

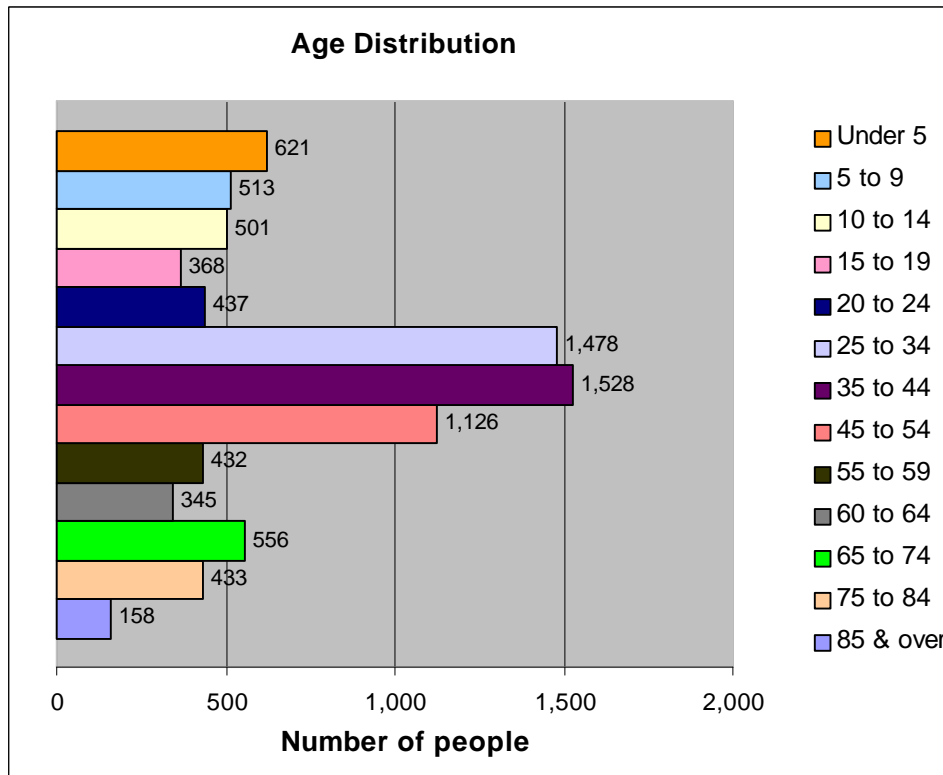


OVERVIEW

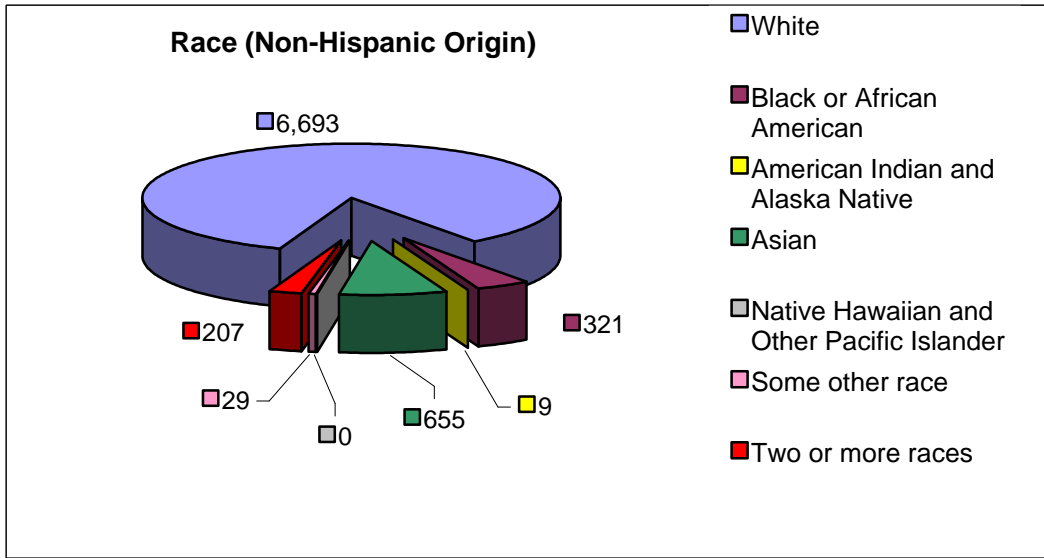
Located about seven miles north of Morristown, Boonton was settled on the hills along the Rockaway River as early as 1747, however, the original village of Boonton was inundated by the Jersey City Reservoir in 1903. Contemporary Boonton developed around 1829 as a result of the construction of the Morris Canal and the establishment of the New Jersey Iron Company. Access to Boonton is provided via Myrtle Avenue (US 202), and I-287, as well as NJ Transit's Boonton Line. The town contains a traditional Main Street business district with its notable antique shops. The town is also noted for its one- and two-family homes, townhouses, and restored homes representing the Colonial, Victorian and Contemporary eras.

POPULATION DATA	1990	2000	Change
Total population	8,343	8,496	153
Land size (miles ²)	2.4	2.4	0
Density (persons/mile ²)	3,476	3,620	144
Male	4077	4214	137
Female	4266	4282	16
Median age (years)	34.2	36.9	2.7

AGE GROUPS	2000	%
18 years and over	6,633	78.1
male	3,230	38.0
female	3,403	40.1
65 years and over	1,147	13.5
male	486	5.7
female	661	7.8



Boonton Town



HOUSING	1990	2000	Change
Total housing units	3,234	3,352	118
Occupied units	3,121	3,272	151
Owner occupied	1,845	1,963	118
Renter occupied	1,276	1,309	33
Average size owner-occupied	2.82	2.72	-0.10
Average size renter-occupied	2.35	2.29	-0.06
Vacant units	113	80	33
Seasonal, occasional use	2	6	4

RACE BY HISPANIC ORIGIN	Hispanic	Total
White	359	7,052
Black or African American	16	337
American Ind. & Alaska Native	9	18
Asian	5	660
Native Hawaiian/ Oth. Pacific Isl.	1	1
Some other race	158	187
Two or more races	34	241
Total Population	582	8,496

HOUSEHOLD BY TYPE	2000	%
Total households	3,272	100.0
Family households	2,159	66.0
With children under 18	934	28.5
Married Couple	1,687	51.6
With children under 18	732	22.4
Female householder, no husband	359	11.0
With children under 18	164	5.0
Non-family households	1,113	34.0
Householder living alone	861	26.3
Householder 65 and over	310	9.5
Households w/ indiv. under 18	1,000	30.6
Households w/ indiv. 65 & over	813	24.8
Average household size	2.55	
Average family size	3.11	

RELATIONSHIP	2000	%
Total population	8,496	100.0
In households	8,335	98.1
Householder	3,272	38.5
Spouse	1,687	19.9
Child	2,413	28.4
Own child under 18	1,740	20.5
Other Relatives	458	5.4
Under 18	107	1.3
Nonrelatives	505	5.9
Unmarried partner	161	1.9
In group quarters	161	1.9
Institutionalized	102	1.2
Non-institutionalized	59	0.7