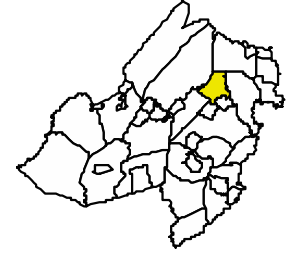


BOONTON TOWNSHIP

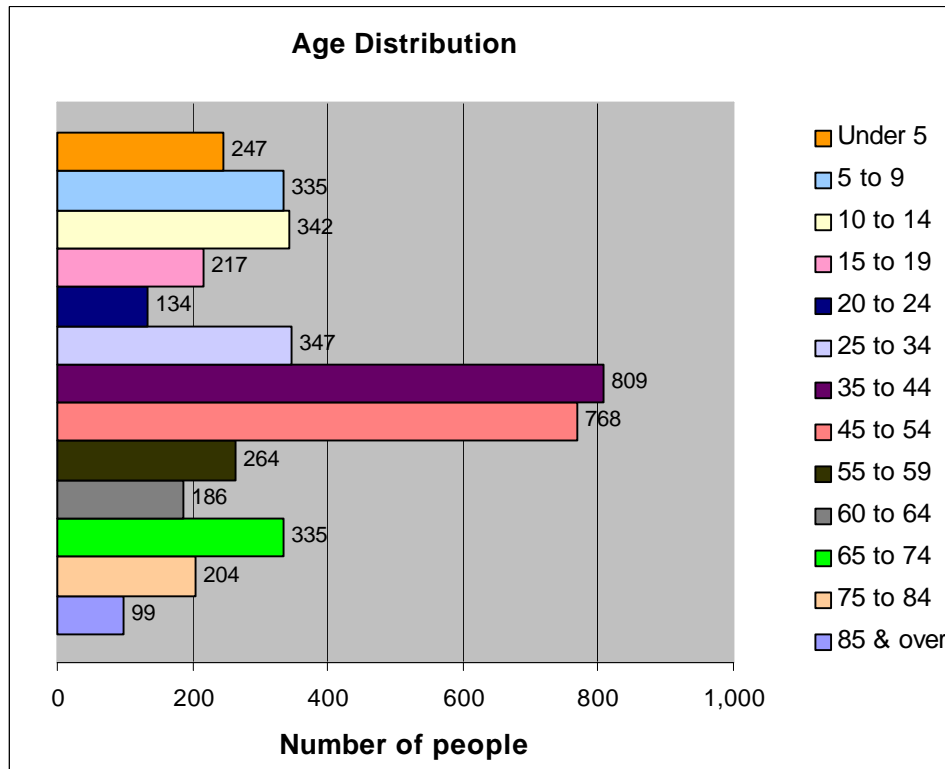


OVERVIEW

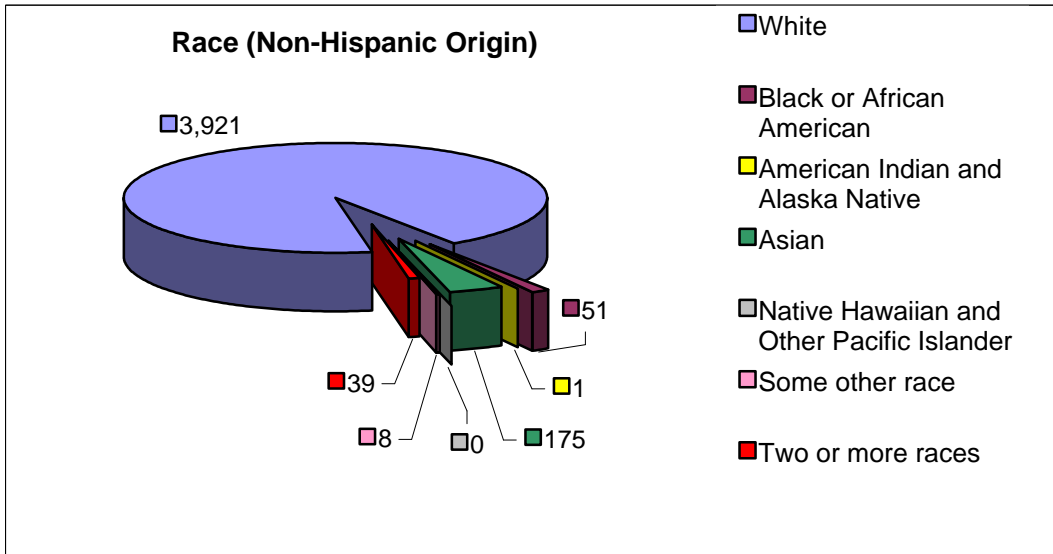
Boonton Township, comprised of approximately eight square miles in north central Morris County, has retained much of its natural character and rural charm. Incorporated in 1868, the township had the earliest known roads. McCaffrey Lane, the oldest recorded thoroughfare in the area, was built in 1767, and in 1822 North Main Street was "cut" along the proposed Morris Canal route. In 1824 the Morris Canal and Banking Company was chartered and the Powerville Hotel, still standing, was built near Lock No. 11 to accommodate both canal and transient trade. It later gained fame as a pre-Civil War Underground Railroad station. In the late 1920's, the township became home to the Aircraft Radio Corporation, which pioneered electronic instrumentation for use in planes.

POPULATION DATA	1990	2000	Change
Total population	3,566	4,287	721
Land size (miles ²)	8.6	8.4	-0.2
Density (persons/mile ²)	415	509	94
Male	1742	2128	386
Female	1824	2159	335
Median age (years)	40.2	41.6	1.4

AGE GROUPS	2000	%
18 years and over	3,221	75.1
male	1,555	36.3
female	1,666	38.9
65 years and over	638	14.9
male	269	6.3
female	369	8.6



Boonton Township



HOUSING	1990	2000	Change
Total housing units	1,299	1,510	211
Occupied units	1,241	1,476	235
Owner occupied	1,132	1,370	238
Renter occupied	109	106	-3
Average size owner-occupied	2.80	2.82	0.02
Average size renter-occupied	2.50	2.27	-0.23
Vacant units	58	34	-24
Seasonal or occasional use	14	12	-2

RACE BY HISPANIC ORIGIN	Hispanic	Total
White	66	3,987
Black or African American	0	51
American Ind. & Alaska Native	1	2
Asian	0	175
Native Hawaiian/ Oth. Pacific Isl.	0	0
Some other race	19	27
Two or more races	6	45
Total Population	92	4,287

HOUSEHOLD BY TYPE	2000	%
Total households	1,476	100.0
Family households	1,157	78.4
With children under 18	541	36.7
Married Couple	1,034	70.1
With children under 18	479	32.5
Female householder, no husband	77	5.2
With children under 18	45	3.0
Non-family households	319	21.6
Householder living alone	258	17.5
Householder 65 and over	112	7.6
Households w/ indiv. under 18	567	38.4
Households w/ indiv. 65 & over	383	25.9
Average household size	2.78	
Average family size	3.18	

RELATIONSHIP	2000	%
Total population	4,287	100.0
In households	4,102	95.7
Householder	1,476	34.4
Spouse	1,034	24.1
Child	1,344	31.4
Own child under 18	1,023	23.9
Other Relatives	139	3.2
Under 18	40	0.9
Nonrelatives	109	2.5
Unmarried partner	52	1.2
In group quarters	185	4.3
Institutionalized	178	4.2
Non-institutionalized	7	0.2