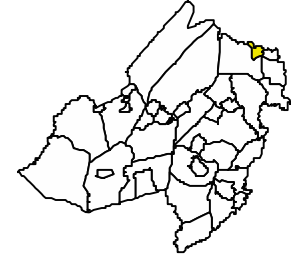




# BUTLER BOROUGH

"Porta ad Lacus"  
(Gateway to the Lakes)

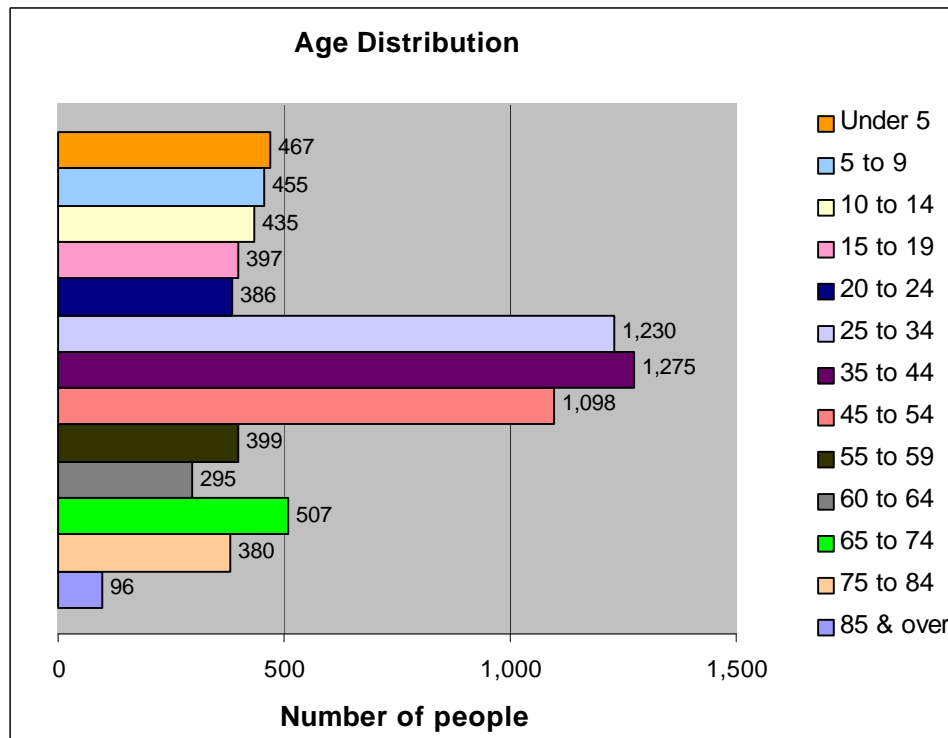


## OVERVIEW

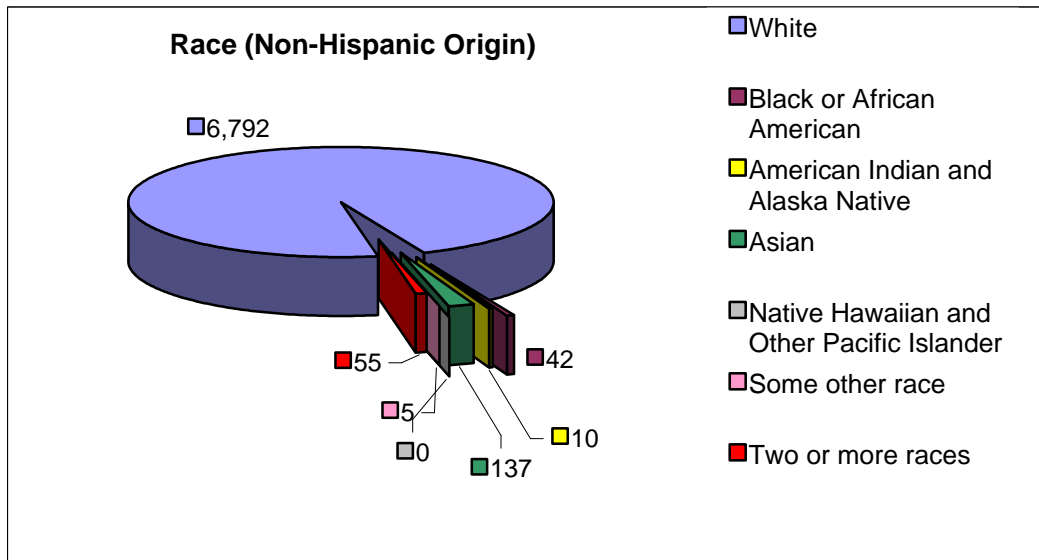
Originally called West Bloomingdale, this small municipality underwent a name change in 1901 as a result of famous entrepreneur Richard Butler investing in the American Hard Rubber Company in the late 1800's. In 1996, the High Point Wheat Beer Company (HPB) opened their brewery in this historic mill. Located at the intersection of Main Street and Boonton Avenue, the huge red brick building is the center of Butler, and at the turn of the century, it employed many German immigrants. Making only traditional German style wheat beers, HPB is the first and only exclusive wheat beer brewery in America. Commercial activity in Butler is concentrated along NJ 23 and Main Street.

POPULATION DATA	1990	2000	Change
Total population	7,392	7,420	28
Land size (miles <sup>2</sup> )	2.1	2.1	0
Density (persons/mile <sup>2</sup> )	3,520	3,569	49
Male	3,567	3,655	88
Female	3,825	3,765	-60
Median age (years)	34.0	37.5	3.5

AGE GROUPS	2000	%
18 years and over	5,813	78.3
male	2,828	38.1
female	2,985	40.2
65 years and over	983	13.2
male	398	5.4
female	585	7.9



Butler



HOUSING	1990	2000	Change
Total housing units	2,750	2,923	173
Occupied units	2,665	2,868	203
Owner occupied	1,841	1,905	64
Renter occupied	824	963	139
Average size owner-occupied	3.04	2.87	-0.17
Average size renter-occupied	2.16	2.00	-0.16
Vacant units	85	55	-30
Seasonal or occasional use	4	2	-2

RACE BY HISPANIC ORIGIN	Hispanic	Total
White	249	7,041
Black or African American	4	46
American Ind.& Alaska Native	5	15
Asian	0	137
Native Hawaiian/ Oth. Pacific Isl.	1	1
Some other race	105	110
Two or more races	15	70
<b>Total Population</b>	<b>379</b>	<b>7,420</b>

HOUSEHOLD BY TYPE	2000	%
Total households	2,868	100.0
<b>Family households</b>	<b>2,025</b>	<b>70.6</b>
With children under 18	879	30.6
Married Couple	1,659	57.8
With children under 18	719	25.1
Female householder, no husband	270	9.4
With children under 18	119	4.1
<b>Non-family households</b>	<b>843</b>	<b>29.4</b>
Householder living alone	691	24.1
Householder 65 and over	271	9.4
Households w/ indiv. under 18	934	32.6
Households w/ indiv. 65 & over	725	25.3
Average household size	2.58	
Average family size	3.09	

RELATIONSHIP	2000	%
Total population	7,420	100.0
<b>In households</b>	<b>7,393</b>	<b>99.6</b>
Householder	2,868	38.7
Spouse	1,659	22.4
Child	2,215	29.9
Own child under 18	1,506	20.3
Other Relatives	360	4.9
Under 18	85	1.1
Nonrelatives	291	3.9
Unmarried partner	129	1.7
<b>In group quarters</b>	<b>27</b>	<b>0.4</b>
Institutionalized	0	0.0
Non-institutionalized	27	0.4