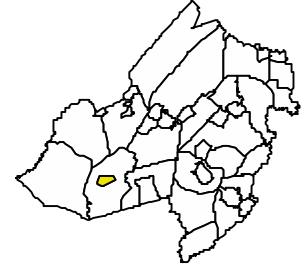




# CHESTER BOROUGH

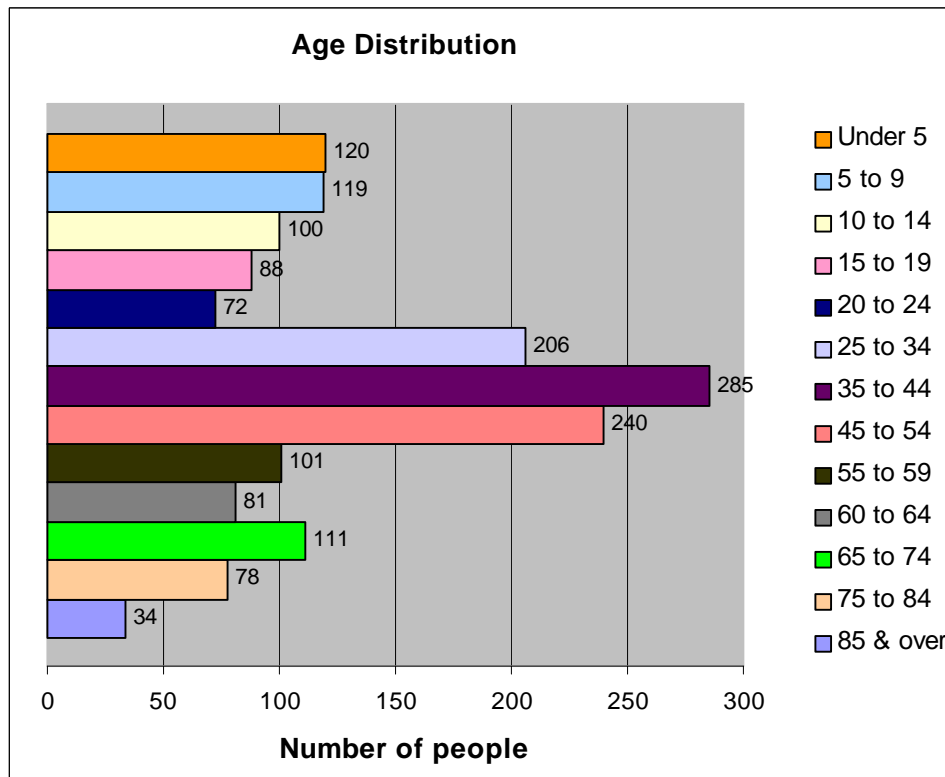


## OVERVIEW

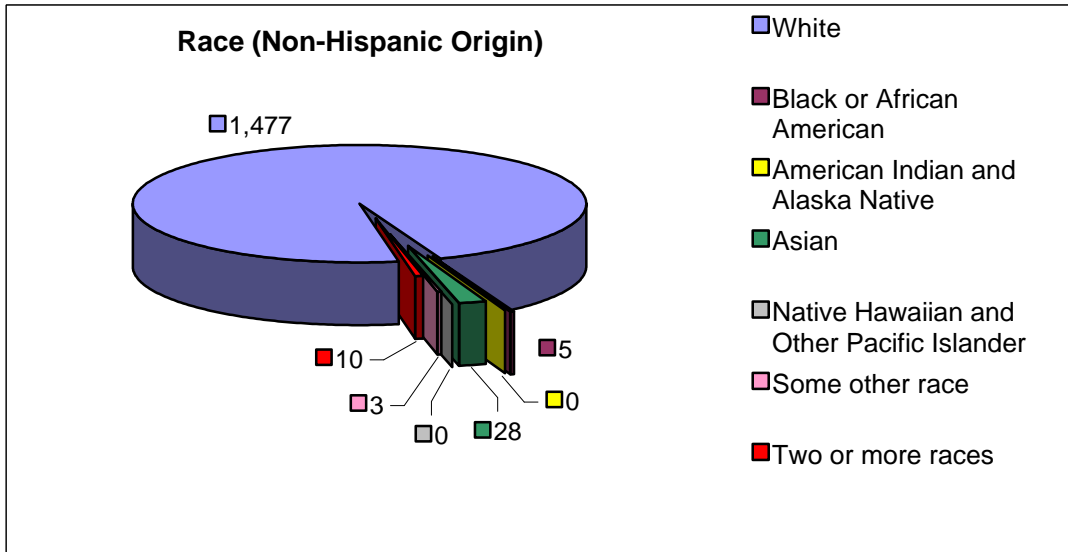
Chester Borough is located in southwestern Morris County, at the intersection of State Highway 24 and U.S. Highway 206. The Borough separated from Chester Township in 1930. The popular town is known for its historic and quaint commercial area along Main Street, containing a variety of small antique shops, unique stores, and 19<sup>th</sup> Century-style storefronts.

POPULATION DATA	1990	2000	Change
Total population	1,214	1,635	421
Land size (miles <sup>2</sup> )	1.5	1.5	0
Density (persons/mile <sup>2</sup> )	809	1,063	274
Male	584	819	235
Female	630	816	186
Median age (years)	36.0	39.1	3.1

AGE GROUPS	2000	%
18 years and over	1,229	75.2
male	601	36.8
female	628	38.4
65 years and over	223	13.7
male	86	5.3
female	137	8.4



Chester Borough



HOUSING	1990	2000	Change
Total housing units	492	627	135
Occupied units	451	609	158
Owner occupied	366	474	108
Renter occupied	85	135	50
Average size owner-occupied	2.77	2.83	0.06
Average size renter-occupied	2.36	2.07	-0.29
Vacant units	41	18	-23
Seasonal or occasional use	9	13	4

RACE BY HISPANIC ORIGIN	Hispanic	Total
White	71	1,548
Black or African American	8	13
American Ind. & Alaska Native	0	0
Asian	0	28
Native Hawaiian/ Oth. Pacific Isl.	0	0
Some other race	30	33
Two or more races	3	13
<b>Total Population</b>	<b>112</b>	<b>1,635</b>

HOUSEHOLD BY TYPE	2000	%
Total households	609	100.0
<b>Family households</b>	<b>427</b>	<b>70.1</b>
With children under 18	207	34.0
Married Couple	369	60.6
With children under 18	185	30.4
Female householder, no husband	37	6.1
With children under 18	16	2.6
<b>Non-family households</b>	<b>182</b>	<b>29.9</b>
Householder living alone	145	23.8
Householder 65 and over	85	14.0
Households w/ indiv. under 18	218	35.8
Households w/ indiv. 65 & over	172	28.2
Average household size	2.66	
Average family size	3.15	

RELATIONSHIP	2000	%
Total population	1,635	100.0
<b>In households</b>	<b>1,621</b>	<b>99.1</b>
Householder	609	37.2
Spouse	369	22.6
Child	495	30.3
Own child under 18	387	23.7
Other Relatives	56	3.4
Under 18	11	0.7
Nonrelatives	92	5.6
Unmarried partner	23	1.4
<b>In group quarters</b>	<b>14</b>	<b>0.9</b>
Institutionalized	0	0.0
Non-institutionalized	14	0.9