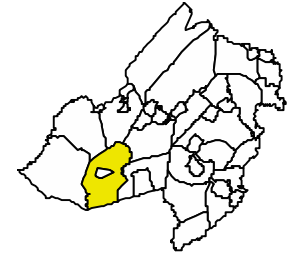




CHESTER TOWNSHIP

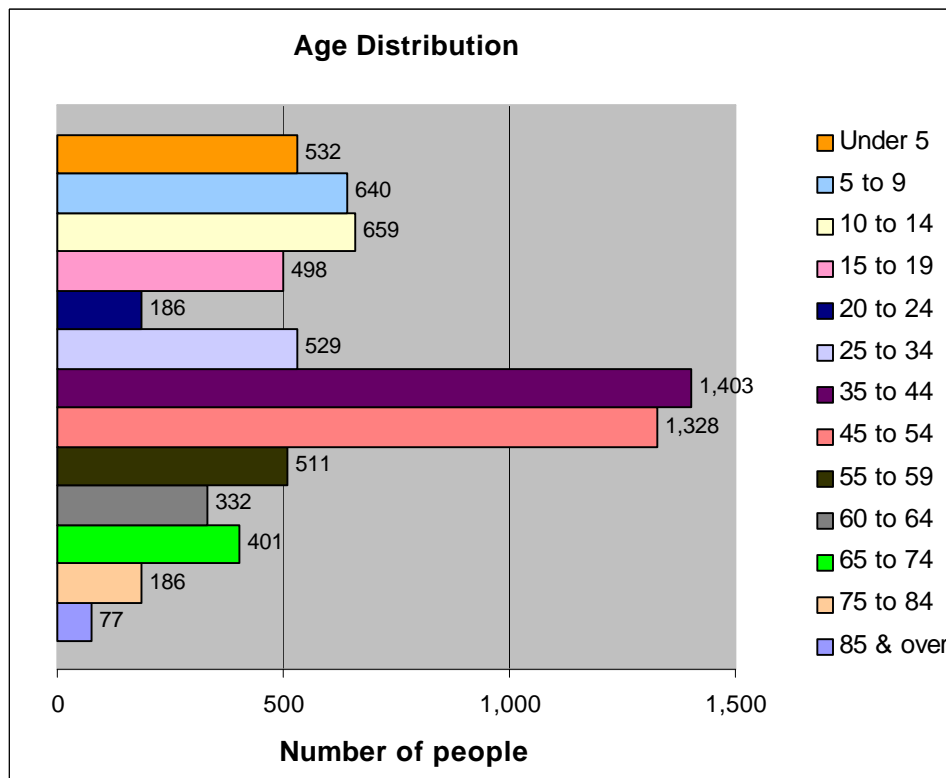


OVERVIEW

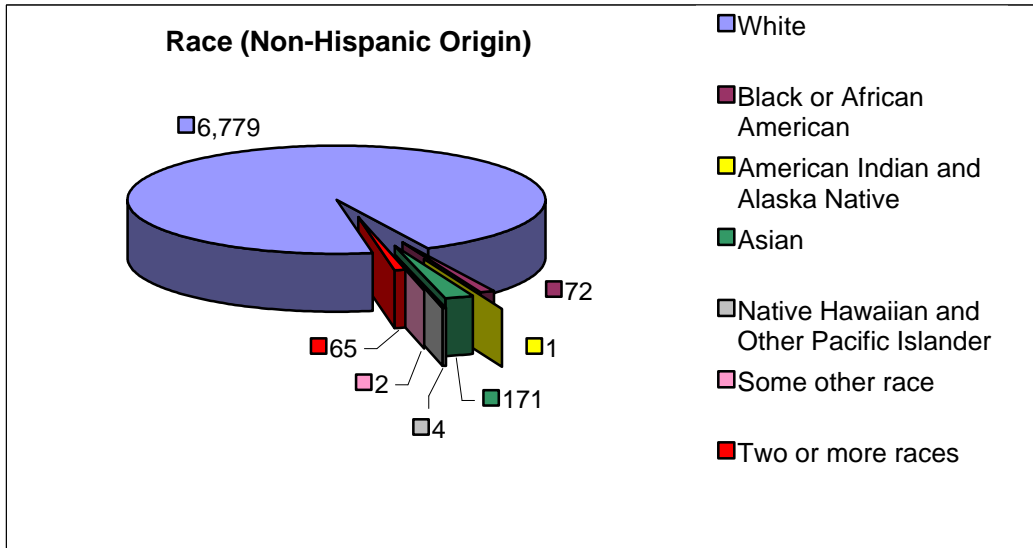
Chester Township was originally established as the settlement of "Black River" in 1640, located at the intersection of two Lenape Indian trails. In the years leading to the Revolution and on into the early 1800's, Chester Township, which included the borough, was an important stagecoach stop on the trip from New York, New Brunswick, and Morristown to Phillipsburg. In 1799, Chester Township incorporated and separated from Roxbury Township. Today, over one-third of its thirty square miles is comprised of state, county and municipally owned open space.

POPULATION DATA	1990	2000	Change
Total population	5,958	7,282	1,324
Land size (miles ²)	29.3	29.3	0
Density (persons/mile ²)	203	248	46
Male	2,947	3,586	639
Female	3,011	3,696	685
Median age (years)	38	39.6	1.6

AGE GROUPS	2000	%
18 years and over	5,064	69.5
male	2,451	33.7
female	2,613	35.9
65 years and over	664	9.1
male	294	4.0
female	370	5.1



Chester Township



HOUSING	1990	2000	Change
Total housing units	1,997	2,377	380
Occupied units	1,907	2,323	416
Owner occupied	1,722	2,159	437
Renter occupied	185	164	-21
Average size owner-occupied	3.17	3.10	-0.07
Average size renter-occupied	2.43	2.39	-0.04
Vacant units	90	54	-36
Seasonal or occasional use	9	13	4

RACE BY HISPANIC ORIGIN	Hispanic	Total
White	148	6,927
Black or African American	12	84
American Ind. & Alaska Native	0	1
Asian	3	174
Native Hawaiian/ Oth. Pacific Isl.	0	4
Some other race	17	19
Two or more races	8	73
Total Population	188	7,282

HOUSEHOLD BY TYPE	2000	%
Total households	2,323	100.0
Family households	2,013	86.7
With children under 18	1,068	46.0
Married Couple	1,849	79.6
With children under 18	991	42.7
Female householder, no husband	114	4.9
With children under 18	52	2.2
Non-family households	310	13.3
Householder living alone	240	10.3
Householder 65 and over	69	3.0
Households w/ indiv. under 18	1,111	47.8
Households w/ indiv. 65 & over	399	17.2
Average household size	3.05	
Average family size	3.29	

RELATIONSHIP	2000	%
Total population	7,282	100.0
In households	7,081	97.2
Householder	2,323	31.9
Spouse	1,849	25.4
Child	2,542	34.9
Own child under 18	2,100	28.8
Other Relatives	212	2.9
Under 18	59	0.8
Nonrelatives	155	2.1
Unmarried partner	64	0.9
In group quarters	201	2.8
Institutionalized	168	2.3
Non-institutionalized	33	0.5