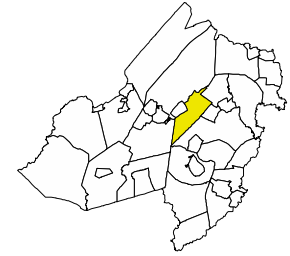




# DENVILLE TOWNSHIP

"The Hub of Morris County"

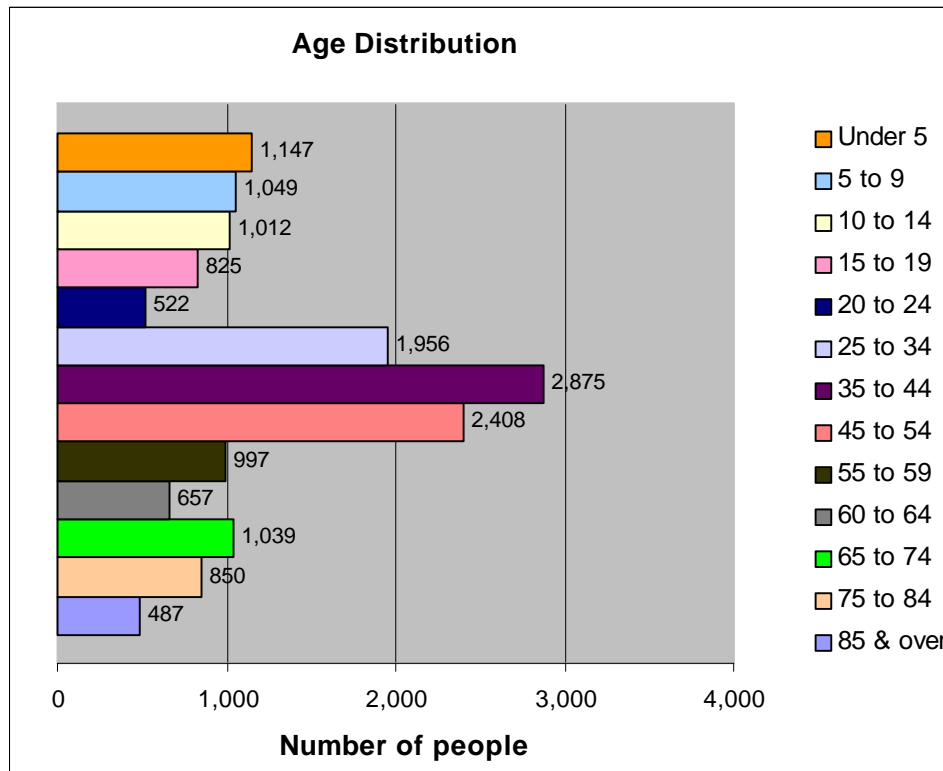


## OVERVIEW

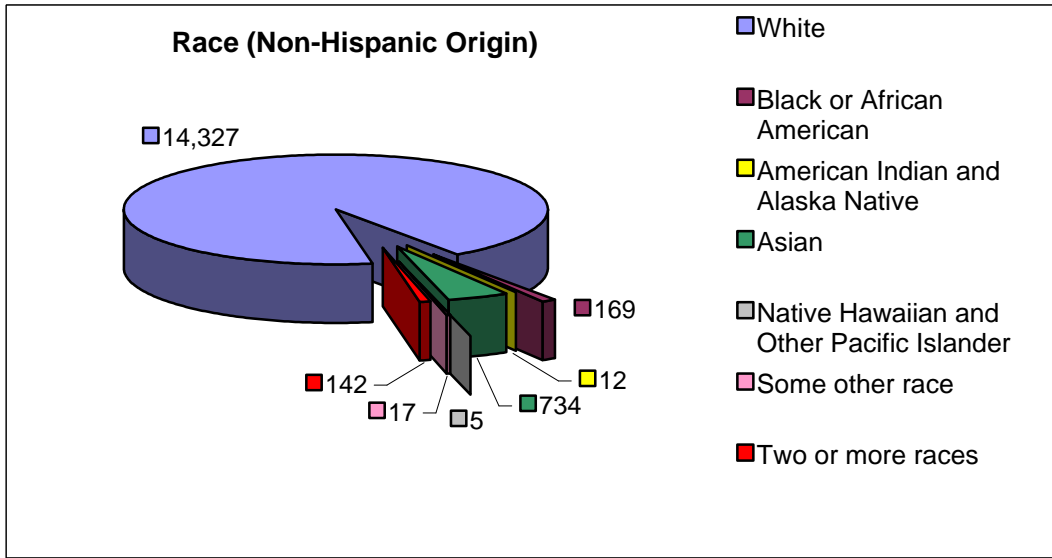
Positioned in the center of the county and incorporated in 1913, Denville is known as the "Hub of Morris County" with Routes 10, 46, 53 and Interstate 80 providing access to and through the township. With several private lake communities and St. Francis Health Resort, Denville was originally developed as a summer escape from the cities to the east. St. Clare's Hospital, the largest employer in the township, is located on the outskirts of its popular downtown. Recently completed were the construction of Denville's first modern hotel and the preservation of the 450-acre former Jersey City Watershed property.

POPULATION DATA	1990	2000	Change
Total population	13,812	15,824	2,012
Land size (miles <sup>2</sup> )	12.1	12.1	0
Density (persons/mile <sup>2</sup> )	1,142	1,307	167
Male	6,785	7,617	832
Female	7,027	8,207	1,180
Median age (years)	36.8	39.7	2.9

AGE GROUPS	2000	%
18 years and over	12,047	76.1
male	5,676	35.9
female	6,371	40.3
65 years and over	2,376	15.0
male	928	5.9
female	1,448	9.2



Denville



HOUSING	1990	2000	Change
Total housing units	5,059	6,178	1,119
Occupied units	4,876	5,990	1,114
Owner occupied	4,193	5,144	951
Renter occupied	683	846	163
Average size owner-occupied	2.89	2.72	-0.17
Average size renter-occupied	2.24	1.82	-0.42
Vacant units	183	188	5
Seasonal or occasional use	38	77	39

RACE BY HISPANIC ORIGIN	Hispanic	Total
White	332	14,659
Black or African American	12	181
American Ind. & Alaska Native	0	12
Asian	0	734
Native Hawaiian/ Oth. Pacific Isl.	0	5
Some other race	53	70
Two or more races	21	163
<b>Total Population</b>	<b>418</b>	<b>15,824</b>

HOUSEHOLD BY TYPE	2000	%
Total households	5,990	100.0
<b>Family households</b>	<b>4,315</b>	<b>72.0</b>
With children under 18	1,976	33.0
Married Couple	3,761	62.8
With children under 18	1,767	29.5
Female householder, no husband	384	6.4
With children under 18	160	2.7
<b>Non-family households</b>	<b>1,675</b>	<b>28.0</b>
Householder living alone	1,416	23.6
Householder 65 and over	685	11.4
Households w/ indiv. under 18	2,074	34.6
Households w/ indiv. 65 & over	1,624	27.1
Average household size	2.59	
Average family size	3.11	

RELATIONSHIP	2000	%
Total population	15,824	100.0
<b>In households</b>	<b>15,536</b>	<b>98.2</b>
Householder	5,990	37.9
Spouse	3,761	23.8
Child	4,763	30.1
Own child under 18	3,589	22.7
Other Relatives	570	3.6
Under 18	142	0.9
Nonrelatives	452	2.9
Unmarried partner	196	1.2
<b>In group quarters</b>	<b>288</b>	<b>1.8</b>
Institutionalized	245	1.5
Non-institutionalized	43	0.3