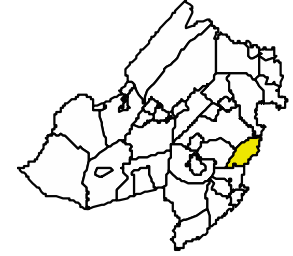




# EAST HANOVER TOWNSHIP

"Pro Bono Publico"  
(For the good of the public)

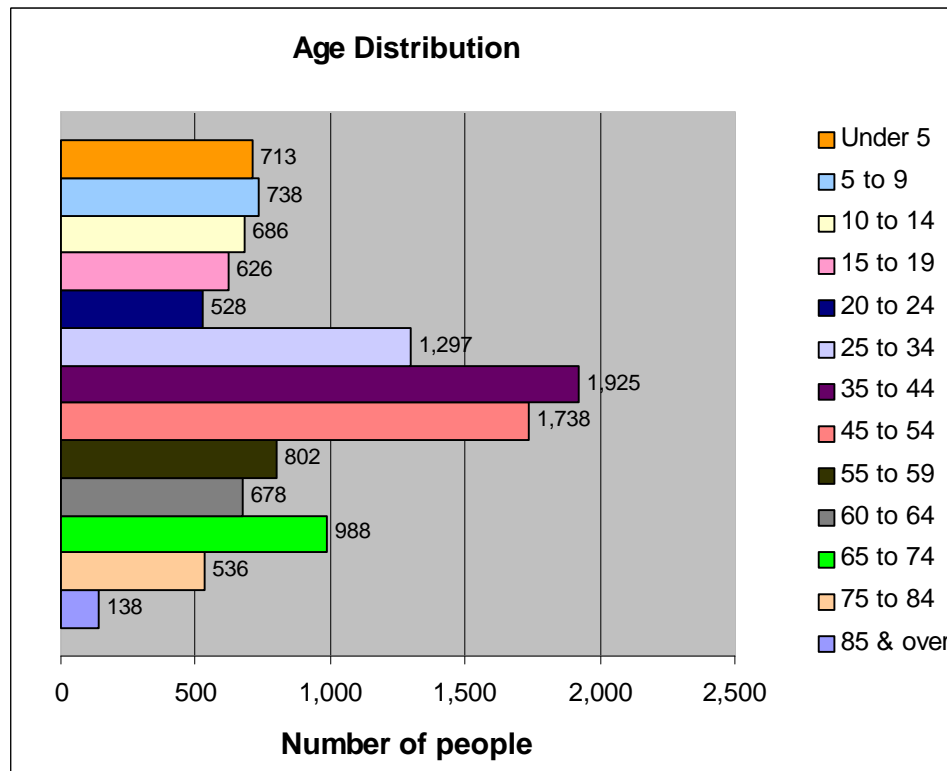


## OVERVIEW

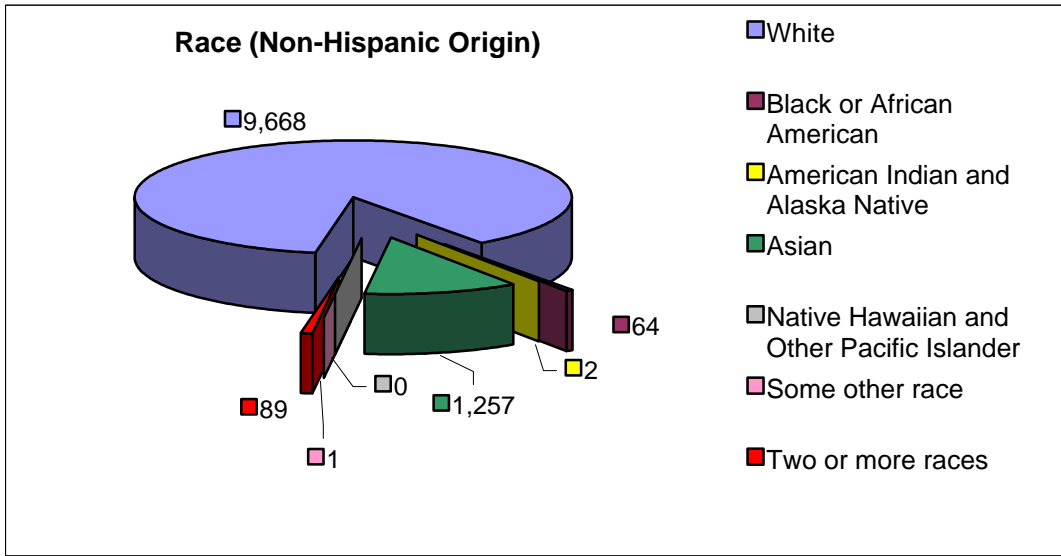
Located along the eastern boundary of the County, East Hanover is bounded by the confluence of the Whippany and Rockaway Rivers to the west and north and the Passaic River to the east. While the First Presbyterian Church dates back to the Revolutionary War, the Township was not incorporated until 1928. Today, with a concentration of retail and entertainment complexes along Route 10, East Hanover is popular destination for shoppers. The township is also home to such major corporations as Nabisco and Novartis.

POPULATION DATA	1990	2000	Change
Total population	9,926	11,393	1,467
Land size (miles <sup>2</sup> )	8.2	8.2	0
Density (persons/mile <sup>2</sup> )	1,211	1,397	180
Male	4,899	5,520	621
Female	5,027	5,873	846
Median age (years)	36.9	40.7	3.8

AGE GROUPS	2000	%
18 years and over	8,828	77.5
male	4,228	37.1
female	4,600	40.4
65 years and over	1,662	14.6
male	735	6.5
female	927	8.1



East Hanover



HOUSING	1990	2000	Change
Total housing units	3,112	3,895	783
Occupied units	3,038	3,843	805
Owner occupied	2,816	3,613	797
Renter occupied	222	230	8
Average size owner-occupied	3.29	2.98	-0.31
Average size renter-occupied	3.02	2.65	-0.37
Vacant units	74	52	-22
Seasonal or occasional use	3	8	5

RACE BY HISPANIC ORIGIN	Hispanic	Total
White	253	9,921
Black or African American	2	66
American Ind.& Alaska Native	1	3
Asian	12	1,269
Native Hawaiian/ Oth. Pacific Isl.	0	0
Some other race	26	27
Two or more races	18	107
<b>Total Population</b>	<b>312</b>	<b>11,393</b>

HOUSEHOLD BY TYPE	2000	%
Total households	3,843	100.0
<b>Family households</b>	<b>3,214</b>	<b>83.6</b>
With children under 18	1,316	34.2
Married Couple	2,790	72.6
With children under 18	1,192	31.0
Female householder, no husband	316	8.2
With children under 18	96	2.5
<b>Non-family households</b>	<b>629</b>	<b>16.4</b>
Householder living alone	521	13.6
Householder 65 and over	239	6.2
Households w/ indiv. under 18	1,407	36.6
Households w/ indiv. 65 & over	1,163	30.3
Average household size	2.96	
Average family size	3.26	

RELATIONSHIP	2000	%
Total population	11,393	100.0
<b>In households</b>	<b>11,375</b>	<b>99.8</b>
Householder	3,843	33.7
Spouse	2,790	24.5
Child	3,762	33.0
Own child under 18	2,408	21.1
Other Relatives	722	6.3
Under 18	147	1.3
Nonrelatives	258	2.3
Unmarried partner	89	0.8
<b>In group quarters</b>	<b>18</b>	<b>0.2</b>
Institutionalized	0	0.0
Non-institutionalized	18	0.2