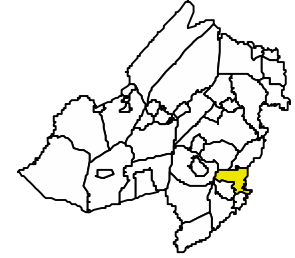




FLORHAM PARK BOROUGH

"A community of volunteers"

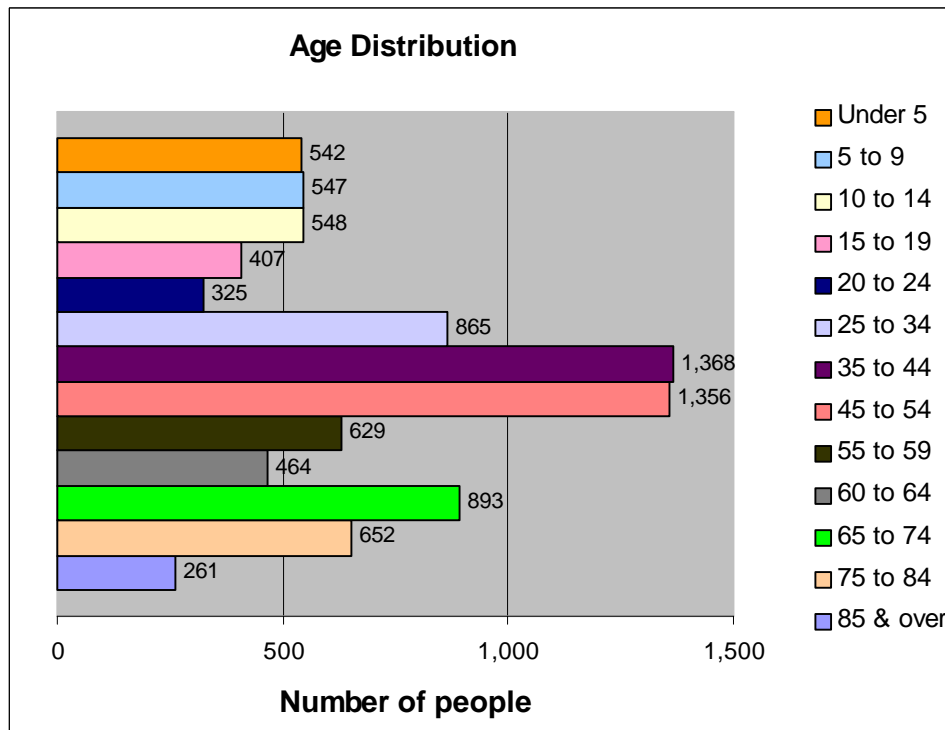


OVERVIEW

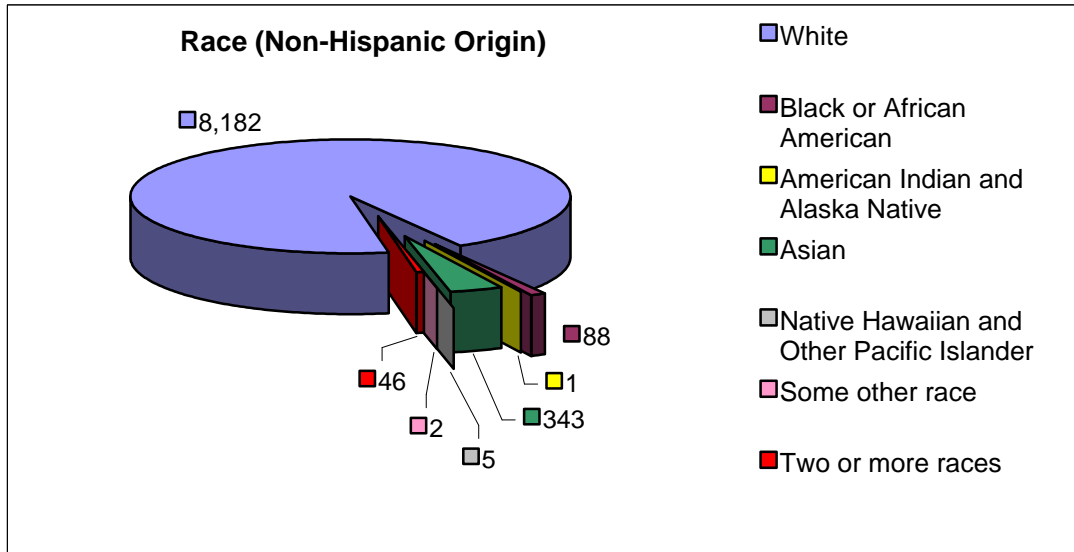
Located on the eastern boundary of the county along the Passaic River, the Borough was settled in the late 17th century. The borough is named after Florence and Hamilton Twombly and Brooklake Park, an estate owned by Dr. Leslie Ward. The Twombly estate is now the campus of Fairleigh Dickinson University and the former Exxon property while Brooklake Park is now a country club. A well-known historic landmark is the Little Red Schoolhouse at the corner of Ridgedale Avenue and Columbia Turnpike. With access to the Turnpike and the Route 24 Freeway, Park Avenue is developing as a prime location for hotels and offices, including the proposed redevelopment of the former Exxon property into a premier office park.

POPULATION DATA	1990	2000	Change
Total population	8,521	8,857	336
Land size (miles ²)	7.4	7.4	0
Density (persons/mile ²)	1,152	1,191	39
Male	4,070	4,095	25
Female	4,451	4,762	311
Median age (years)	39.9	43.8	3.9

AGE GROUPS	2000	%
18 years and over	6,935	78.3
male	3,095	34.9
female	3,840	43.4
65 years and over	1,806	20.4
male	684	7.7
female	1,122	12.7



Florham Park



HOUSING	1990	2000	Change
Total housing units	2,969	3,342	373
Occupied units	2,902	3,239	337
Owner occupied	2,665	2,803	138
Renter occupied	237	436	199
Average size owner-occupied	2.89	2.71	-0.18
Average size renter-occupied	2.77	2.03	-0.74
Vacant units	67	103	36
Seasonal or occasional use	11	16	5

RACE BY HISPANIC ORIGIN	Hispanic	Total
White	144	8,326
Black or African American	0	88
American Ind. & Alaska Native	0	1
Asian	0	343
Native Hawaiian/ Oth. Pacific Isl.	0	5
Some other race	32	34
Two or more races	14	60
Total Population	190	8,857

HOUSEHOLD BY TYPE	2000	%
Total households	3,239	100.0
Family households	2,474	76.4
With children under 18	999	30.8
Married Couple	2,160	66.7
With children under 18	898	27.7
Female householder, no husband	235	7.3
With children under 18	78	2.4
Non-family households	765	23.6
Householder living alone	671	20.7
Householder 65 and over	325	10.0
Households w/ indiv. under 18	1,040	32.1
Households w/ indiv. 65 & over	1,067	32.9
Average household size	2.62	
Average family size	3.05	

RELATIONSHIP	2000	%
Total population	8,857	100.0
In households	8,492	95.9
Householder	3,239	36.6
Spouse	2,160	24.4
Child	2,582	29.2
Own child under 18	1,845	20.8
Other Relatives	327	3.7
Under 18	68	0.8
Nonrelatives	184	2.1
Unmarried partner	59	0.7
In group quarters	365	4.1
Institutionalized	122	1.4
Non-institutionalized	243	2.7