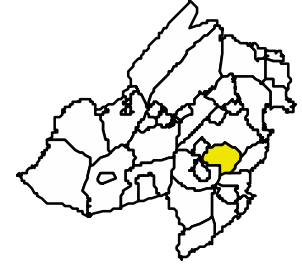




HANOVER TOWNSHIP

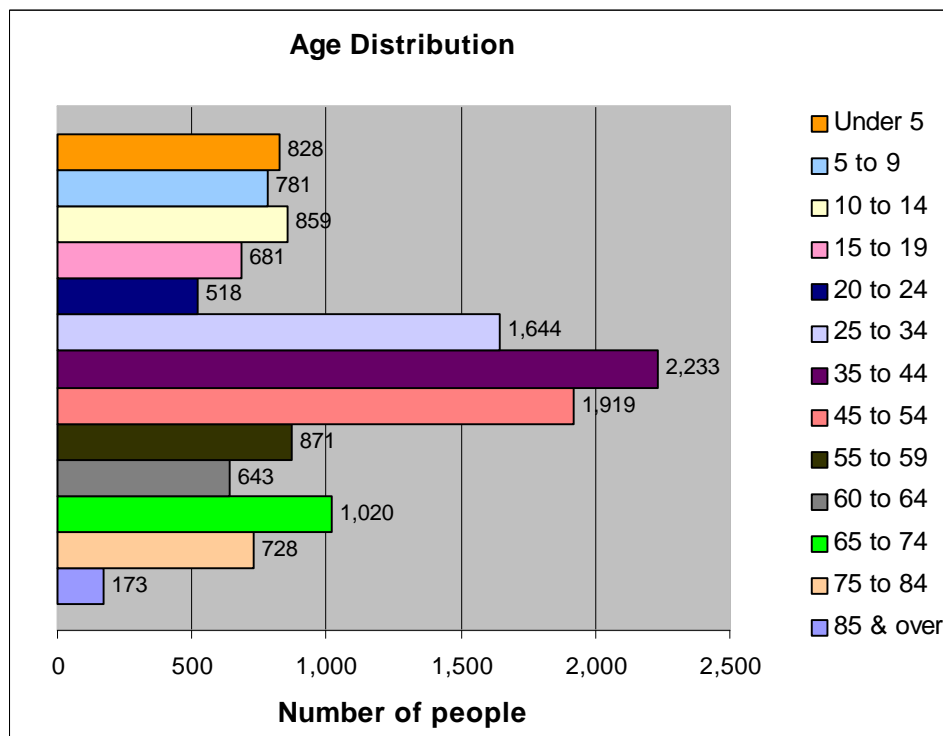


OVERVIEW

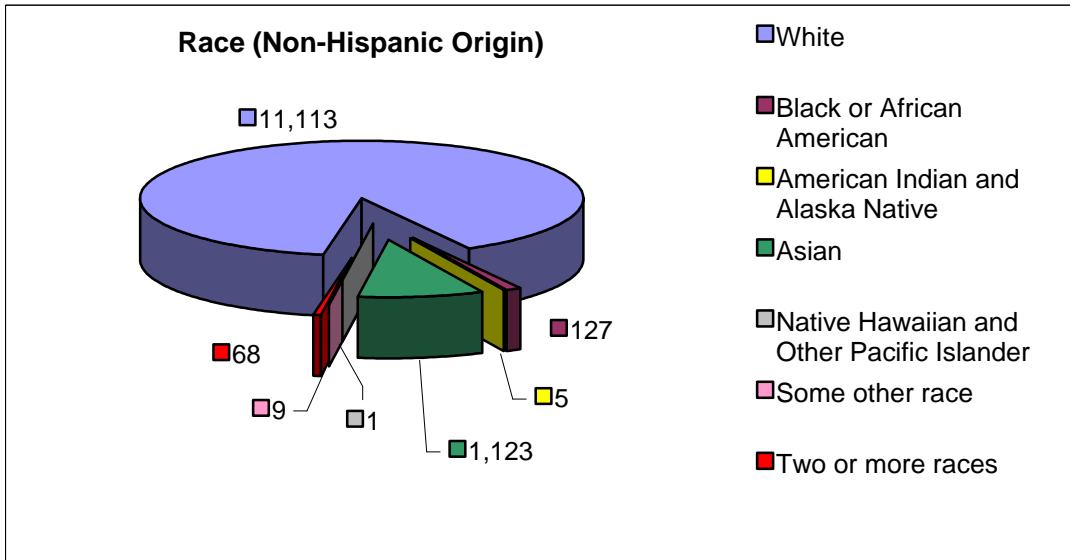
One of the first municipalities in the county, Hanover Township was incorporated in 1740 and named for the House of Hanover in England. Early industrial uses were iron ore extraction and milling. The milling industry remained an integral part of the township's economy well into the 20th century, the most notable example of which was the Whippany Paper Board Company. Today, the original worker neighborhoods still remain and include Cedar Knolls, Monroe, Malapardis and Whippany. Hanover Township continues to attract industrial and commercial companies due to its location in the New York metropolitan area and access provided by Route 10, Interstate 287 and the Morristown Municipal Airport, the third largest in the state. The Morris County Library is also located in the township.

POPULATION DATA	1990	2000	Change
Total population	11,538	12,898	1,360
Land size (miles ²)	10.7	10.7	0
Density (persons/mile ²)	1,078	1,210	132
Male	5,616	6,273	657
Female	5,922	6,625	703
Median age (years)	38.5	40.1	1.6

AGE GROUPS	2000	%
18 years and over	9,956	77.2
male	4,745	36.8
female	5,211	40.4
65 years and over	1,921	14.9
male	842	6.5
female	1,079	8.4



Hanover



HOUSING	1990	2000	Change
Total housing units	3,882	4,818	936
Occupied units	3,790	4,745	955
Owner occupied	3,426	4,364	938
Renter occupied	364	381	17
Average size owner-occupied	3.06	2.73	-0.33
Average size renter-occupied	2.69	2.52	-0.17
Vacant units	92	73	-19
Seasonal or occasional use	11	9	-2

RACE BY HISPANIC ORIGIN	Hispanic	Total
White	339	11,452
Black or African American	13	140
American Ind.& Alaska Native	2	7
Asian	0	1,123
Native Hawaiian/ Oth. Pacific Isl.	0	1
Some other race	67	76
Two or more races	31	99
Total Population	452	12,898

HOUSEHOLD BY TYPE	2000	%
Total households	4,745	100.0
Family households	3,619	76.3
With children under 18	1,557	32.8
Married Couple	3,123	65.8
With children under 18	1,391	29.3
Female householder, no husband	380	8.0
With children under 18	132	2.8
Non-family households	1,126	23.7
Householder living alone	930	19.6
Householder 65 and over	363	7.7
Households w/ indiv. under 18	1,631	34.4
Households w/ indiv. 65 & over	1,363	28.7
Average household size	2.71	
Average family size	3.13	

RELATIONSHIP	2000	%
Total population	12,898	100.0
In households	12,869	99.8
Householder	4,745	36.8
Spouse	3,123	24.2
Child	3,940	30.5
Own child under 18	2,797	21.7
Other Relatives	662	5.1
Under 18	125	1.0
Nonrelatives	399	3.1
Unmarried partner	129	1.0
In group quarters	29	0.2
Institutionalized pop.	0	0.0
Non-institutionalized	29	0.2