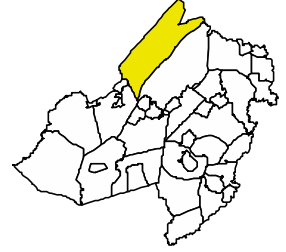




JEFFERSON TOWNSHIP

"Year Round Recreation Capital of New Jersey"

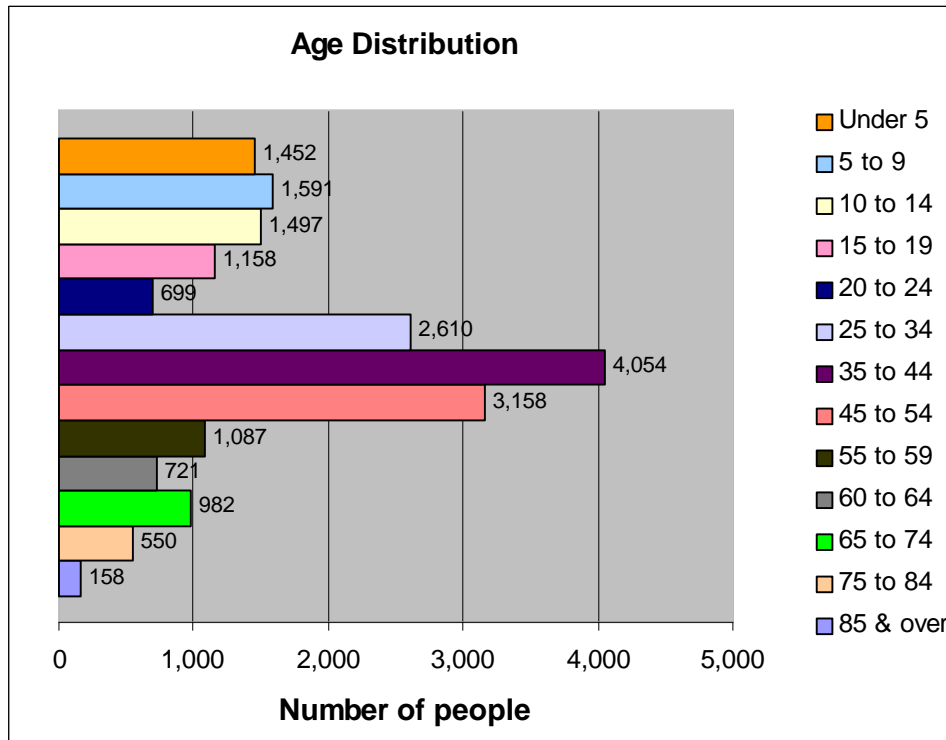


OVERVIEW

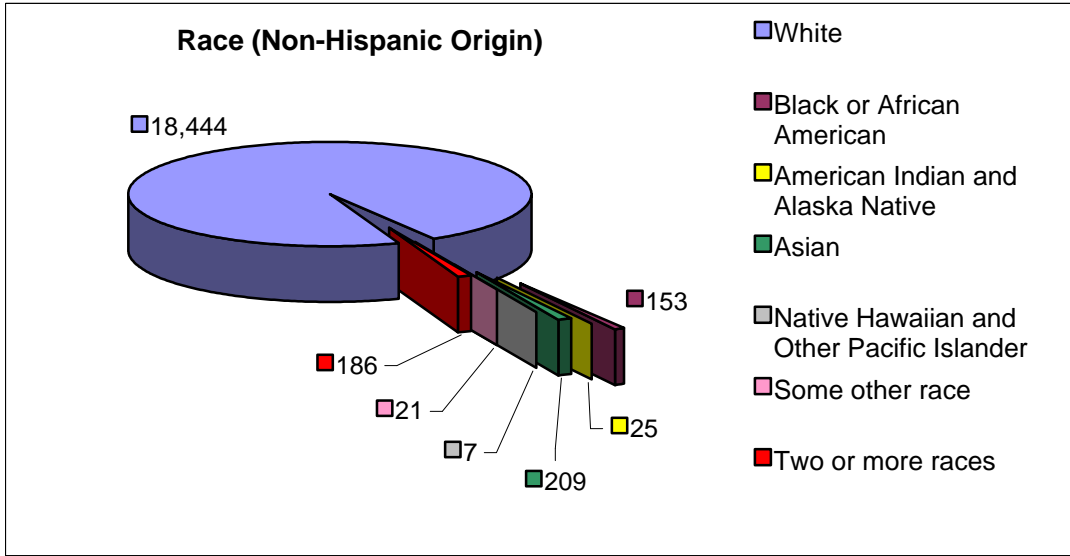
Located in the northwestern section of the county, Jefferson is the third largest municipality in the county at approximately 41 square miles. Incorporated in 1894 and named after Thomas Jefferson, the township contains vast holdings of watershed land, State parks and wildlife management areas and the largest county-owned park, Mahlon Dickerson Reservation. The newest county golf course is currently under construction in an abandoned sand quarry. Residential development occurred originally as summer homes along Lake Hopatcong and other numerous lake communities.

POPULATION DATA	1990	2000	Change
Total population	17,825	19,717	1,892
Land size (miles ²)	40.7	40.6	-0.1
Density (persons/mile ²)	438	485	47
Male	8,931	9,775	844
Female	8,894	9,942	1,048
Median age (years)	33.1	37.2	4.1

AGE GROUPS	2000	%
18 years and over	14,407	73.1
male	7,087	35.9
female	7,320	37.1
65 years and over	1,690	8.6
male	736	3.7
female	954	4.8



Jefferson



HOUSING	1990	2000	Change
Total housing units	7,115	7,527	412
Occupied units	6,330	7,131	801
Owner occupied	5,430	6,311	881
Renter occupied	900	820	-80
Average size owner-occupied	2.89	2.82	-0.07
Average size renter-occupied	2.30	2.27	-0.03
Vacant units	785	396	-389
Seasonal or occasional use	540	221	-319

RACE BY HISPANIC ORIGIN	Hispanic	Total
White	511	18,955
Black or African American	10	163
American Ind. & Alaska Native	7	32
Asian	2	211
Native Hawaiian/ Oth. Pacific Isl.	3	10
Some other race	101	122
Two or more races	38	224
Total Population	672	19,717

HOUSEHOLD BY TYPE	2000	%
Total households	7,131	100.0
Family households	5,446	76.4
With children under 18	2,764	38.8
Married Couple	4,671	65.5
With children under 18	2,386	33.5
Female householder, no husband	550	7.7
With children under 18	279	3.9
Non-family households	1,685	23.6
Householder living alone	1,316	18.5
Householder 65 and over	428	6.0
Households w/ indiv. under 18	2,907	40.8
Households w/ indiv. 65 & over	1,281	18.0
Average household size	2.76	
Average family size	3.17	

RELATIONSHIP	2000	%
Total population	19,717	100.0
In households	19,661	99.7
Householder	7,131	36.2
Spouse	4,671	23.7
Child	6,477	32.8
Own child under 18	5,062	25.7
Other Relatives	680	3.4
Under 18	168	0.9
Nonrelatives	702	3.6
Unmarried partner	351	1.8
In group quarters	56	0.3
Institutionalized pop.	0	0.0
Non-institutionalized	56	0.3