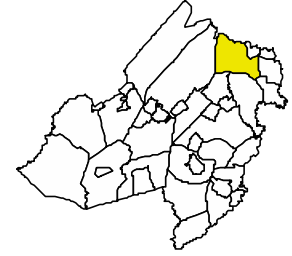




# KINNELON BOROUGH

"Where the future is enriched by the past"

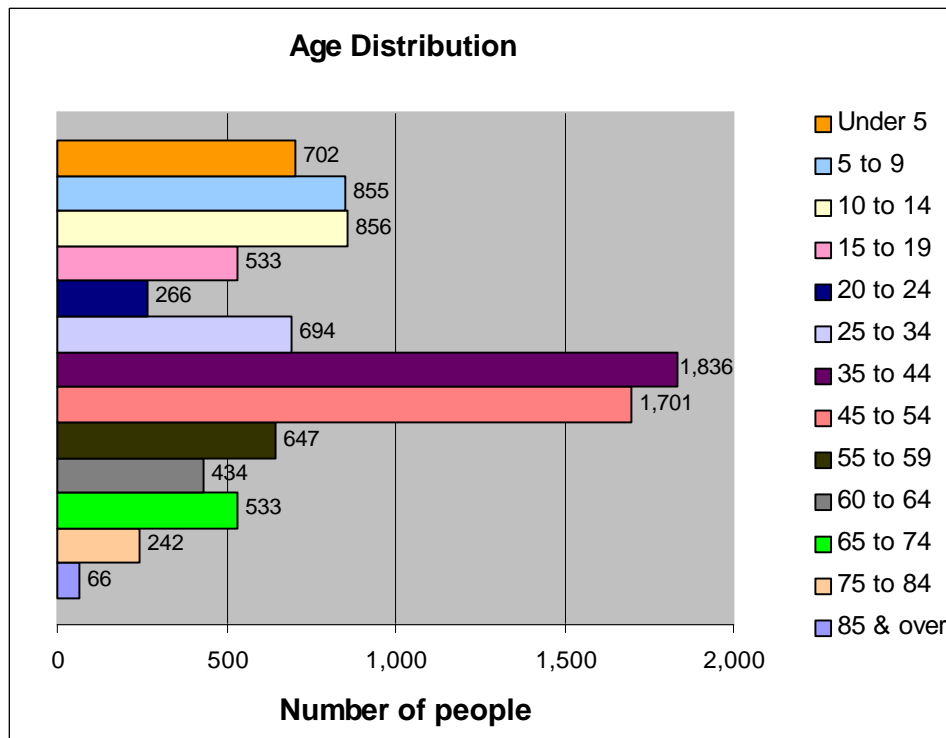


## OVERVIEW

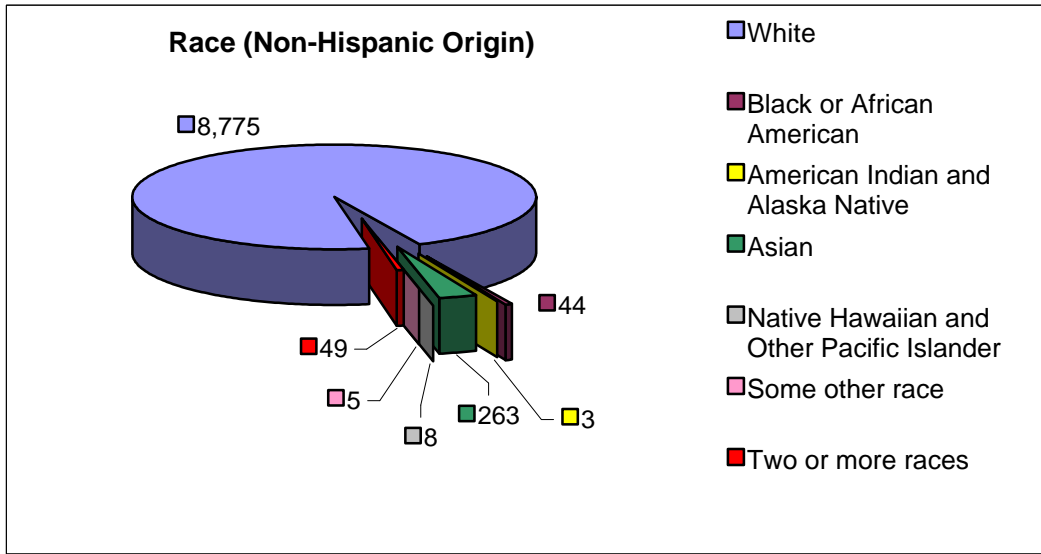
Incorporated in 1922, the land north of Montville and Boonton Township was purchased from the western part of Pequannock Township by Francis Kinney. The summer communities of Fayson Lakes and Smoke Rise eventually became year round residences. Today, Route 23 is Kinnelon's major transportation artery. With its rugged topography, Kinnelon has remained mainly residential with little land designated for commercial use. As of 2000, Kinnelon had highest home-ownership rate in the state. Silas Condit and Pyramid Mountain County Parks are in Kinnelon.

POPULATION DATA	1990	2000	Change
Total population	8,470	9,365	895
Land size (miles <sup>2</sup> )	18.4	17.90	-0.5
Density (persons/mile <sup>2</sup> )	460	524	64
Male	4,219	4,673	454
Female	4,251	4,692	441
Median age (years)	37.8	39.6	1.8

AGE GROUPS	2000	%
18 years and over	6,556	70.0
male	3,210	34.3
female	3,346	35.7
65 years and over	841	9.0
male	400	4.3
female	441	4.7



Kinnelon



HOUSING	1990	2000	Change
Total housing units	2,903	3,123	220
Occupied units	2,776	3,062	286
Owner occupied	2,661	2,972	311
Renter occupied	115	90	-25
Average size owner-occupied	3.07	3.07	0
Average size renter-occupied	2.51	2.60	0.09
Vacant units	127	61	-66
Seasonal or occasional use	29	19	-10

RACE BY HISPANIC ORIGIN	Hispanic	Total
White	178	8,953
Black or African American	10	54
American Ind. & Alaska Native	1	4
Asian	3	266
Native Hawaiian/ Oth. Pacific Isl.	1	9
Some other race	17	22
Two or more races	8	57
<b>Total Population</b>	<b>218</b>	<b>9,365</b>

HOUSEHOLD BY TYPE	2000	%
Total households	3,062	100.0
<b>Family households</b>	<b>2,685</b>	<b>87.7</b>
With children under 18	1,389	45.4
Married Couple	2,467	80.6
With children under 18	1,299	42.4
Female householder, no husband	163	5.3
With children under 18	70	2.3
<b>Non-family households</b>	<b>377</b>	<b>12.3</b>
Householder living alone	287	9.4
Householder 65 and over	111	3.6
Households w/ indiv. under 18	1,440	47.0
Households w/ indiv. 65 & over	586	19.1
Average household size	3.06	
Average family size	3.27	

RELATIONSHIP	2000	%
Total population	9,365	100.0
<b>In households</b>	<b>9,363</b>	<b>100.0</b>
Householder	3,062	32.7
Spouse	2,467	26.3
Child	3,362	35.9
Own child under 18	2,723	29.1
Other Relatives	276	2.9
Under 18	74	0.8
Nonrelatives	196	2.1
Unmarried partner	79	0.8
<b>In group quarters</b>	<b>2</b>	<b>0.0</b>
Institutionalized pop.	0	0.0
Non-institutionalized	2	0.0