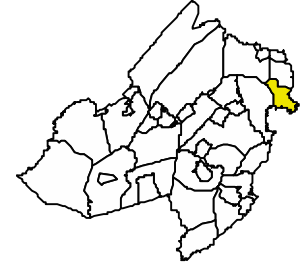




LINCOLN PARK BOROUGH

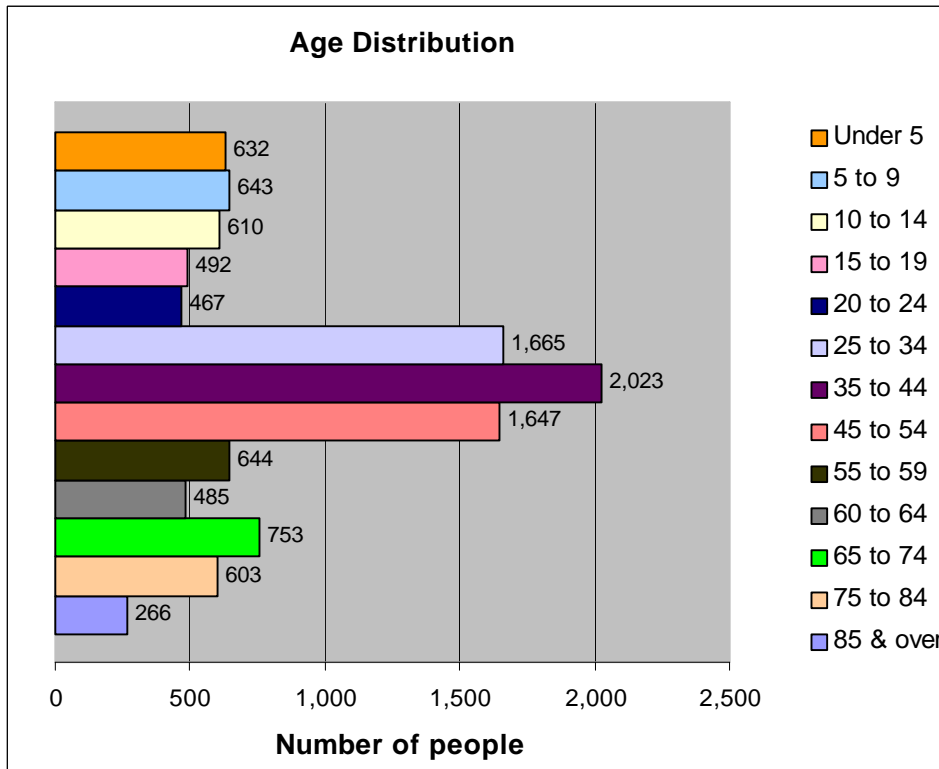


OVERVIEW

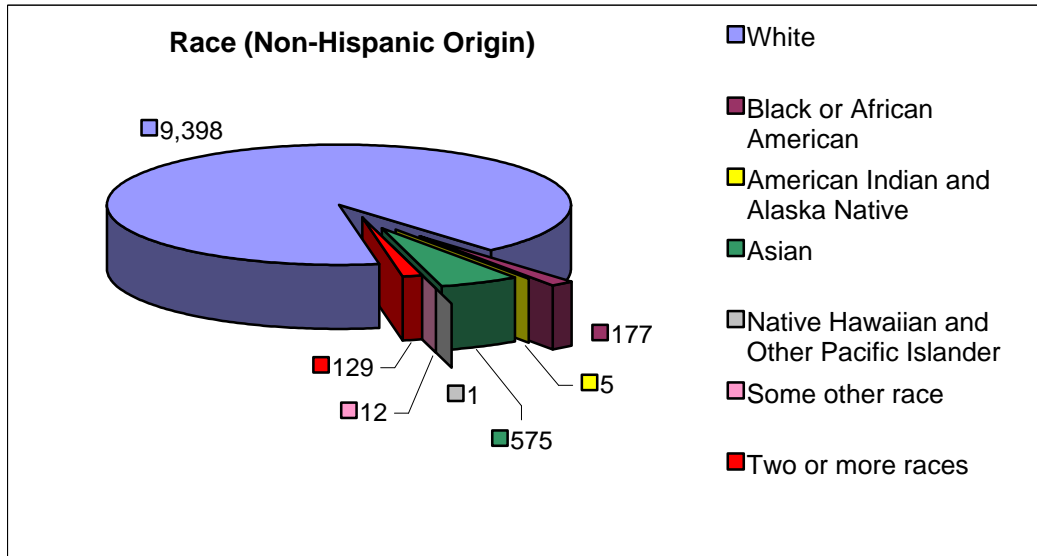
Lincoln Park Borough, originally part of Pequannock Township, was home to Dutch settlers as early as 1690. Local residents originally called this area "Beavertown" and "Two Bridges." The name "Lincoln Park" was adopted in 1872 to honor President Lincoln and later incorporated in 1922. Situated at the border of Essex and Passaic Counties and the convergence of the Pompton and Passaic Rivers, Lincoln Park has extensive flood plains and wetlands. These low lands were ideal for farming for over two centuries. With its convenient access, the borough has developed into a predominantly residential community.

POPULATION DATA	1990	2000	Change
Total population	10,978	10,930	-48
Land size (miles ²)	6.7	6.7	0
Density (persons/mile ²)	1,639	1,624	-15
Male	5,167	5,239	72
Female	5,811	5,691	-120
Median age (years)	34.1	39.6	5.5

AGE GROUPS	2000	%
18 years and over	8,716	79.7
male	4,076	37.3
female	4,640	42.5
65 years and over	1,622	14.8
male	628	5.7
female	994	9.1



Lincoln Park



HOUSING	1990	2000	Change
Total housing units	4,020	4,110	90
Occupied units	3,868	4,026	158
Owner occupied	2,897	3,061	164
Renter occupied	971	965	-6
Average size owner-occupied	2.85	2.69	-0.16
Average size renter-occupied	2.13	2.09	-0.04
Vacant units	152	84	-68
Seasonal or occasional use	2	10	8

RACE BY HISPANIC ORIGIN	Hispanic	Total
White	447	9,845
Black or African American	14	191
American Ind. & Alaska Native	8	13
Asian	3	578
Native Hawaiian/ Oth. Pacific Isl.	0	1
Some other race	130	142
Two or more races	31	160
Total Population	633	10,930

HOUSEHOLD BY TYPE	2000	%
Total households	4,026	100.0
Family households	2,707	67.2
With children under 18	1,178	29.3
Married Couple	2,223	55.2
With children under 18	981	24.4
Female householder, no husband	369	9.2
With children under 18	164	4.1
Non-family households	1,319	32.8
Householder living alone	1,072	26.6
Householder 65 and over	278	6.9
Households w/ indiv. under 18	1,251	31.1
Households w/ indiv. 65 & over	853	21.2
Average household size	2.54	
Average family size	3.14	

RELATIONSHIP	2000	%
Total population	10,930	100.0
In households	10,245	93.7
Householder	4,026	36.8
Spouse	2,223	20.3
Child	2,998	27.4
Own child under 18	2,073	19.0
Other Relatives	579	5.3
Under 18	129	1.2
Nonrelatives	419	3.8
Unmarried partner	188	1.7
In group quarters	685	6.3
Institutionalized pop.	667	6.1
Non-institutionalized	18	0.2