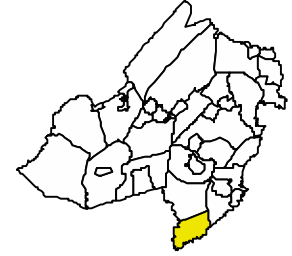




# LONG HILL TOWNSHIP

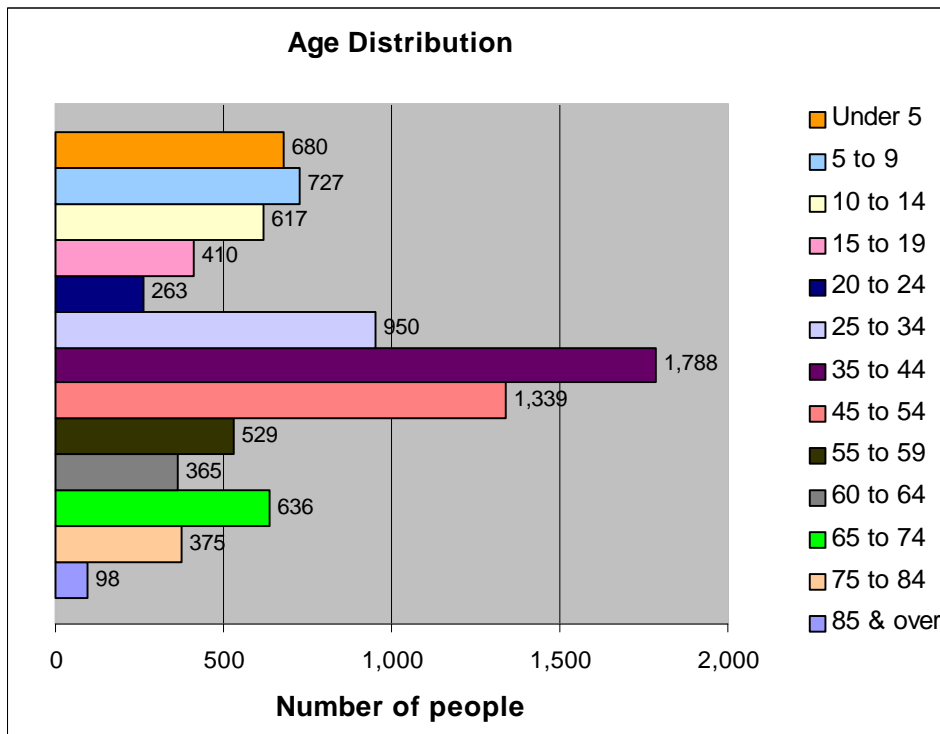


## OVERVIEW

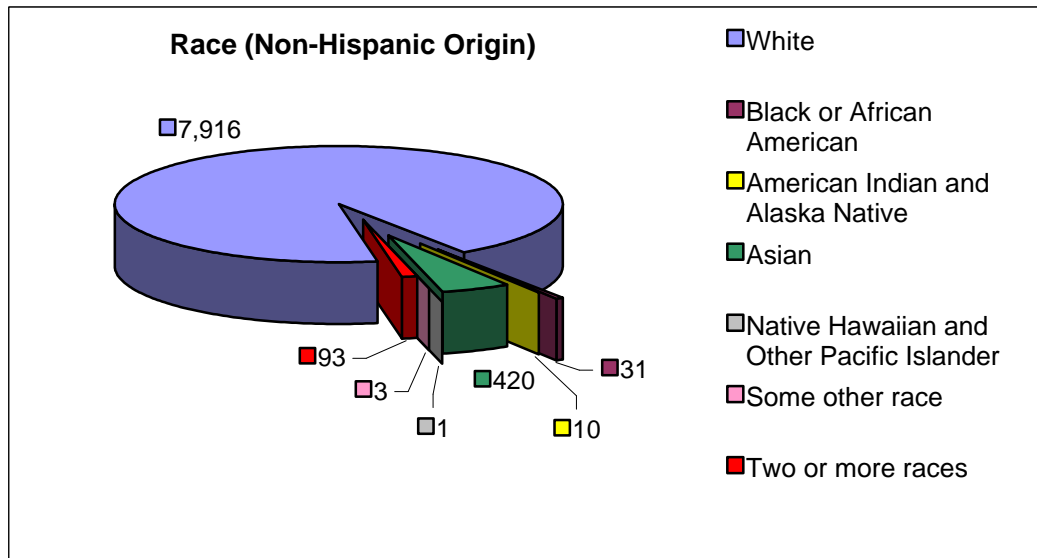
Since its incorporation in 1866, Morris County's southernmost municipality was called Passaic Township. In November of 1992, residents voted to change the name to Long Hill Township. The striking topographic features of this community consist of the ridge of the Watchung Mountains which separate the lowlands of the Great Swamp National Wildlife Refuge and the Passaic River. Long Hill Township may be better known by the name of its four distinct villages, which are Millington, Stirling, Gillette and Meyersville.

POPULATION DATA	1990	2000	Change
Total population	7,826	8,777	951
Land size (miles <sup>2</sup> )	12.1	12.1	0
Density (persons/mile <sup>2</sup> )	647	727	80
Male	3,852	4,258	406
Female	3,974	4,519	545
Median age (years)	36.5	39.2	2.7

AGE GROUPS	2000	%
18 years and over	6,470	73.7
male	3,119	35.5
female	3,351	38.2
65 years and over	1,109	12.6
male	498	5.7
female	611	7.0



Long Hill



HOUSING	1990	2000	Change
Total housing units	2,804	3,206	402
Occupied units	2,743	3,139	396
Owner occupied	2,304	2,687	383
Renter occupied	439	452	13
Average size owner-occupied	2.95	2.91	-0.04
Average size renter-occupied	2.30	2.05	-0.25
Vacant units	61	67	6
Seasonal or occasional use	6	12	6

RACE BY HISPANIC ORIGIN	Hispanic	Total
White	225	8,141
Black or African American	3	34
American Ind. & Alaska Native	5	15
Asian	0	420
Native Hawaiian/ Oth. Pacific Isl.	2	3
Some other race	46	49
Two or more races	22	115
<b>Total Population</b>	<b>303</b>	<b>8,777</b>

HOUSEHOLD BY TYPE	2000	%
Total households	3,139	100.0
<b>Family households</b>	<b>2,458</b>	<b>78.3</b>
With children under 18	1,159	36.9
Married Couple	2,185	69.6
With children under 18	1,057	33.7
Female householder, no husband	196	6.2
With children under 18	81	2.6
<b>Non-family households</b>	<b>681</b>	<b>21.7</b>
Householder living alone	570	18.2
Householder 65 and over	227	7.2
Households w/ indiv. under 18	1,202	38.3
Households w/ indiv. 65 & over	782	24.9
Average household size	2.79	
Average family size	3.19	

RELATIONSHIP	2000	%
Total population	8,777	100.0
<b>In households</b>	<b>8,754</b>	<b>99.7</b>
Householder	3,139	35.8
Spouse	2,185	24.9
Child	2,902	33.1
Own child under 18	2,233	25.4
Other Relatives	308	3.5
Under 18	65	0.7
Nonrelatives	220	2.5
Unmarried partner	74	0.8
<b>In group quarters</b>	<b>23</b>	<b>0.3</b>
Institutionalized pop.	0	0.0
Non-institutionalized	23	0.3