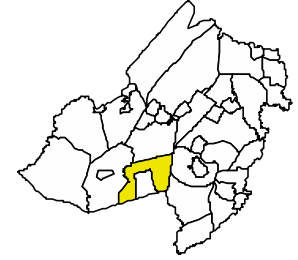


**Established
1749**

MENDHAM TOWNSHIP

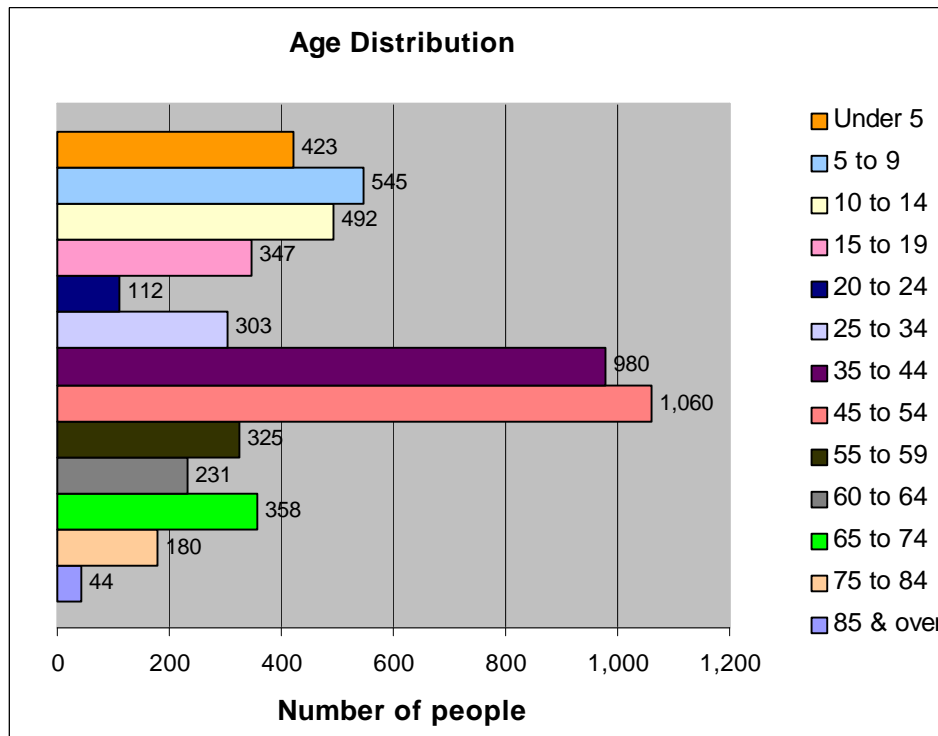


OVERVIEW

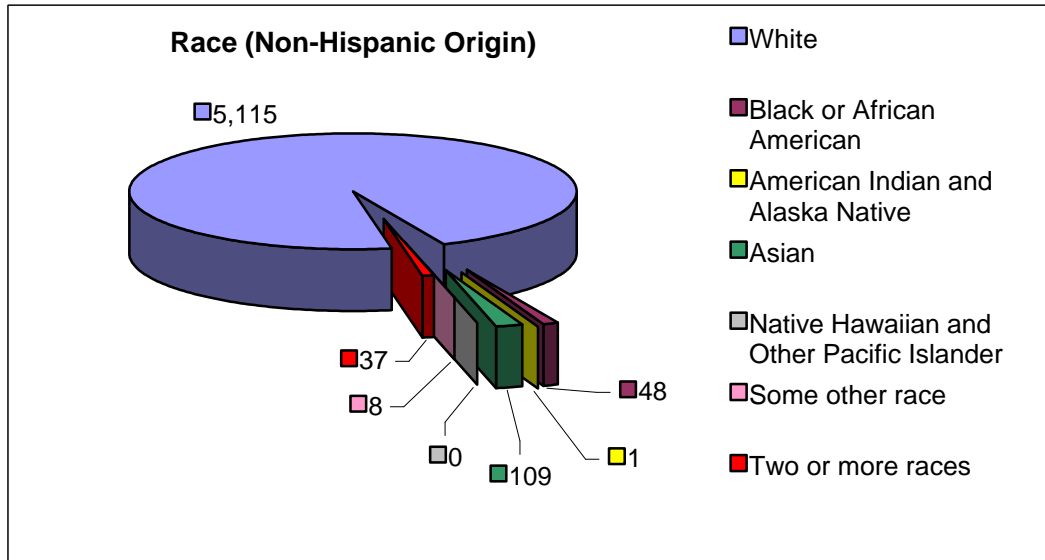
Settled in the early 1700's by forge workers, farmers, miners, and shoemakers and incorporated in 1749, Mendham Township was the home of many tradesmen. Despite Mendham's post-Civil War economic decline, farming continued throughout the 20th century. Today the township is a predominately rural residential community with quaint historic hamlets such as Ralston and Brookside. Complementing the rural character is a network of open space lands, which include Lewis Morris County Park, Clyde Potts Reservoir, and the Schiff/Wilmerding Natural Preserve. Day shopping is served by Mendham Borough, which the township surrounds on three sides. The main artery through Mendham is Route 24.

POPULATION DATA	1990	2000	Change
Total population	4,537	5,400	863
Land size (miles ²)	17.9	17.90	0
Density (persons/mile ²)	254	302	48
Male	2,167	2,656	489
Female	2,370	2,744	374
Median age (years)	41.7	40.3	-1.4

AGE GROUPS	2000	%
18 years and over	3,674	68.0
male	1,781	33.0
female	1,893	35.1
65 years and over	582	10.8
male	274	5.1
female	308	5.7



Mendham Township



HOUSING	1990	2000	Change
Total housing units	1,712	1,849	137
Occupied units	1,591	1,788	197
Owner occupied	1,479	1,710	231
Renter occupied	112	78	-34
Average size owner-occupied	2.86	3.04	0.18
Average size renter-occupied	2.42	2.38	-0.04
Vacant units	121	61	-60
Seasonal or occasional use	33	20	-13

RACE BY HISPANIC ORIGIN	Hispanic	Total
White	64	5,179
Black or African American	2	50
American Ind.& Alaska Native	4	5
Asian	0	109
Native Hawaiian/ Oth. Pacific Isl.	0	0
Some other race	11	19
Two or more races	1	38
Total Population	82	5,400

HOUSEHOLD BY TYPE	2000	%
Total households	1,788	100.0
Family households	1,539	86.1
With children under 18	841	47.0
Married Couple	1,434	80.2
With children under 18	774	43.3
Female householder, no husband	72	4.0
With children under 18	45	2.5
Non-family households	249	13.9
Householder living alone	198	11.1
Householder 65 and over	82	4.6
Households w/ indiv. under 18	853	47.7
Households w/ indiv. 65 & over	382	21.4
Average household size	3.01	
Average family size	3.27	

RELATIONSHIP	2000	%
Total population	5,400	100.0
In households	5,390	99.8
Householder	1,788	33.1
Spouse	1,434	26.6
Child	1,980	36.7
Own child under 18	1,706	31.6
Other Relatives	83	1.5
Under 18	15	0.3
Nonrelatives	105	1.9
Unmarried partner	37	0.7
In group quarters	10	0.2
Institutionalized	0	0.0
Non-institutionalized	10	0.2