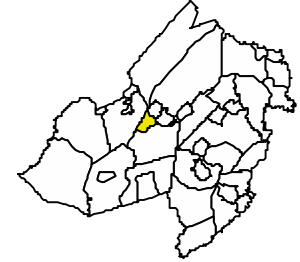




MINE HILL TOWNSHIP

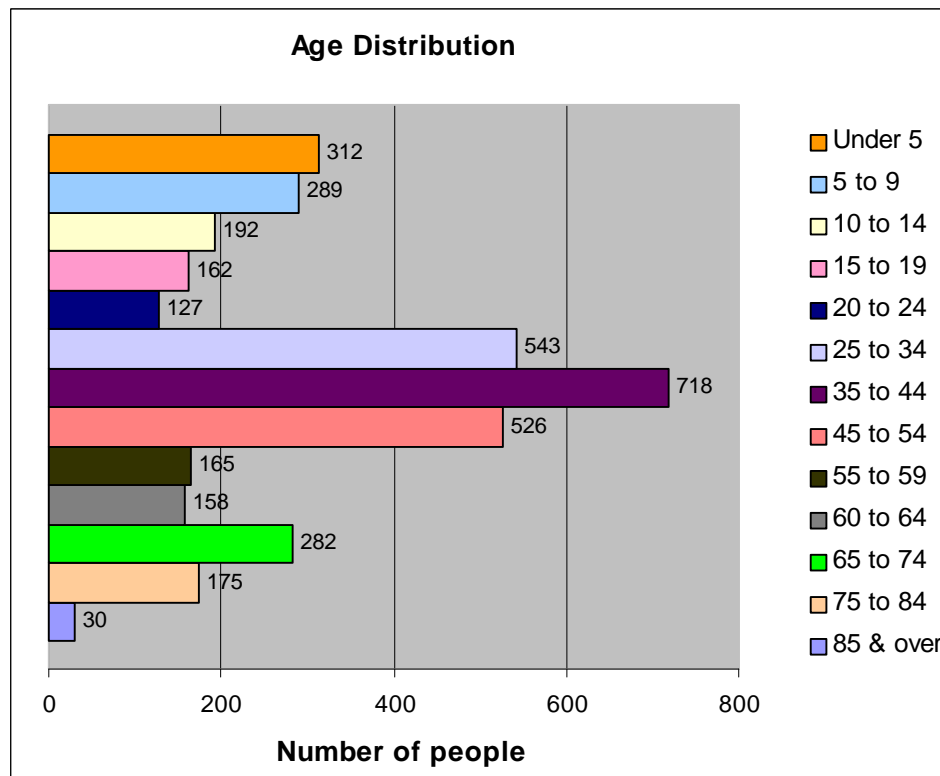


OVERVIEW

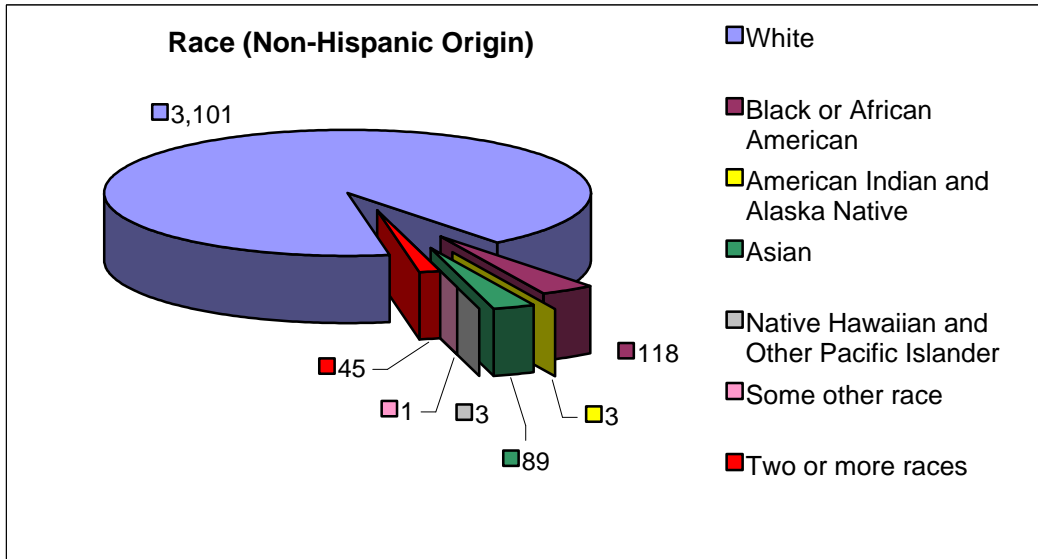
As its name implies, Mine Hill was the center of iron ore extraction. The township was home to Mahlon Dickerson, the first New Jersey governor from Morris County, and his namesake, the Dickerson Mine, the oldest iron ore mine in the United States. Located along Route 46, this municipality contains small residential neighborhoods and commercial and industrial areas.

POPULATION DATA	1990	2000	Change
Total population	3,333	3,679	346
Land size (miles ²)	3.0	3.0	0
Density (persons/mile ²)	1,111	1,229	118
Male	1,654	1,787	133
Female	1,679	1,892	213
Median age (years)	35.0	37.6	2.6

AGE GROUPS	2000	%
18 years and over	2,778	75.5
male	1,348	36.6
female	1,430	38.9
65 years and over	487	13.2
male	209	5.7
female	278	7.6



Mine Hill



HOUSING	1990	2000	Change
Total housing units	1,273	1,388	115
Occupied units	1,210	1,365	155
Owner occupied	1,063	1,228	165
Renter occupied	147	137	-10
Average size owner-occupied	2.76	2.70	-0.06
Average size renter-occupied	2.73	2.64	-0.09
Vacant units	63	23	-40
Seasonal or occasional use	2	1	-1

RACE BY HISPANIC ORIGIN	Hispanic	Total
White	225	3,326
Black or African American	8	126
American Ind. & Alaska Native	1	4
Asian	3	92
Native Hawaiian/ Oth. Pacific Isl.	0	3
Some other race	65	66
Two or more races	17	62
Total Population	319	3,679

HOUSEHOLD BY TYPE	2000	%
Total households	1,365	100.0
Family households	1,041	76.3
With children under 18	460	33.7
Married Couple	836	61.2
With children under 18	393	28.8
Female householder, no husband	145	10.6
With children under 18	45	3.3
Non-family households	324	23.7
Householder living alone	264	19.3
Householder 65 and over	94	6.9
Households w/ indiv. under 18	499	36.6
Households w/ indiv. 65 & over	349	25.6
Average household size	2.70	
Average family size	3.08	

RELATIONSHIP	2000	%
Total population	3,679	100.0
In households	3,679	100.0
Householder	1,365	37.1
Spouse	836	22.7
Child	1,123	30.5
Own child under 18	829	22.5
Other Relatives	204	5.5
Under 18	63	1.7
Nonrelatives	151	4.1
Unmarried partner	48	1.3
In group quarters	0	0.0
Institutionalized	0	0.0
Non-institutionalized	0	0.0