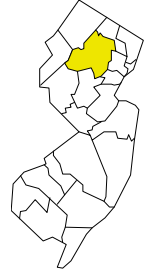


MORRIS COUNTY

"Tandem Vincitur"
(At last it is conquered)



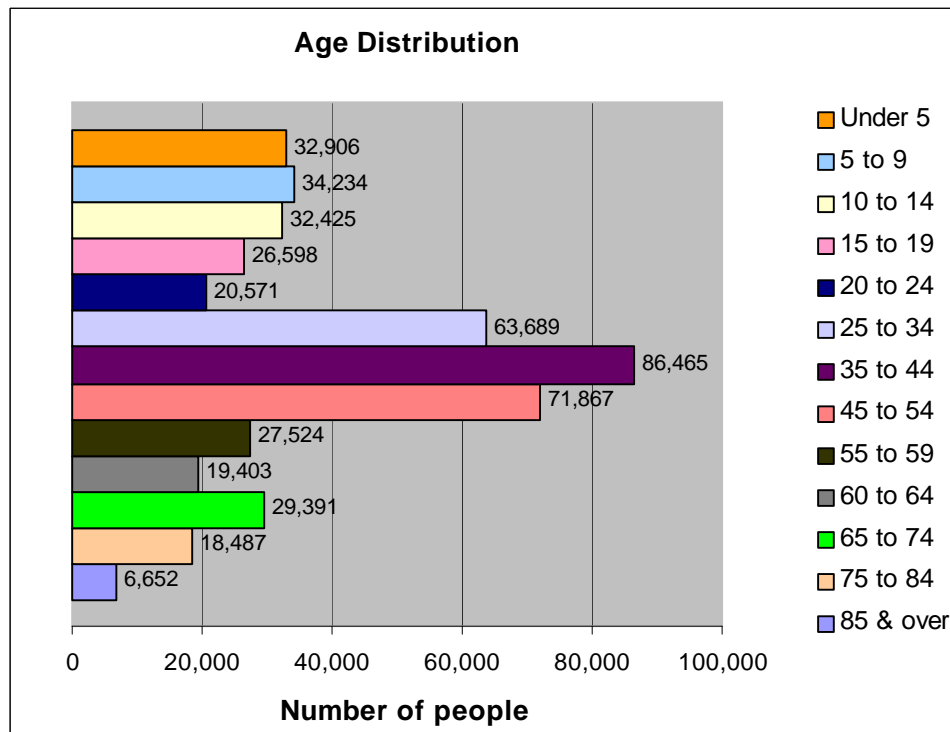
OVERVIEW

One of the ten wealthiest counties in the United States, Morris County has long been recognized as a prime setting for business and family. The county was incorporated in 1739 when it was separated from Hunterdon County. Morris County is located approximately 30 miles northwest of New York City in the heart of northern New Jersey. Within 469 square miles of land area, the county contains 39 municipalities with a 2000 Census population of more than 470,000 people. The 13,000 acre county park system is noted statewide for its recreational facilities and preservation of Morris County's natural landscape. The county is well served by a network of major interstate, state, county and municipal roadways as well as bus, train and airport service. All of these factors coupled with a high quality of life have continued to attract many major companies and residents to Morris County.

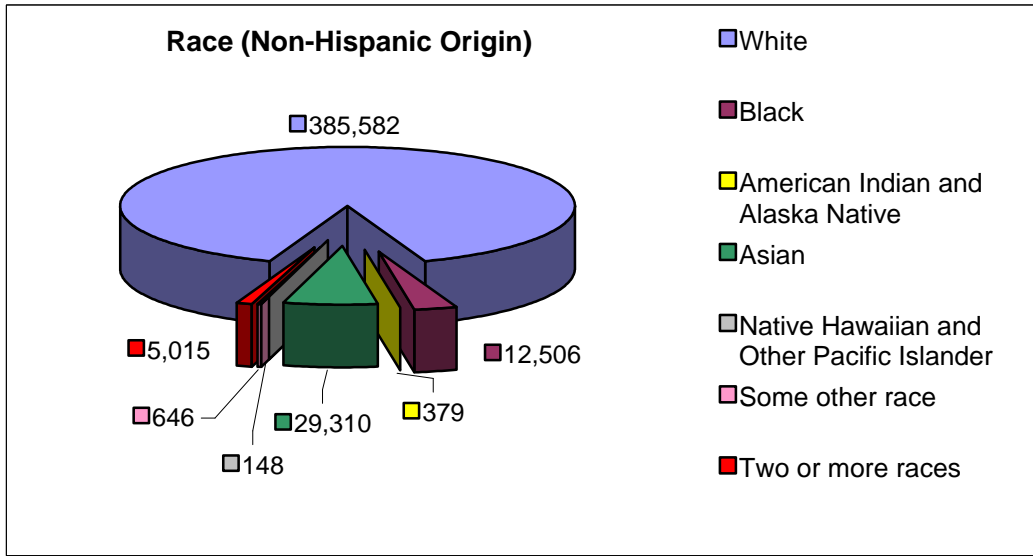
POPULATION DATA	1990	2000	Change
Total population	*421,353	470,212	48,859
Land size (miles ²)	469	469	0
Density (persons/mile ²)	898	1,003	105
Male	205,813	230,039	24,226
Female	215,540	240,173	24,633
Median age (years)	35.2	37.8	2.6

AGE GROUPS	2000	%
18 years and over	353,374	75.2
male	170,000	36.2
female	183,374	39.0
65 years and over	54,530	11.6
male	22,663	4.8
female	31,867	6.8

*See Notes



Morris County



HOUSING	1990	2000	Change
Total housing units	155,748	174,379	18,631
Occupied units	148,751	169,711	20,960
Owner occupied	110,089	129,039	18,950
Renter occupied	38,662	40,672	2,010
Average size owner-occupied	2.99	2.88	-0.11
Average size renter-occupied	2.19	2.21	0.02
Vacant units	6,997	4,668	-2,329
Seasonal or occasional use	1,373	1,237	-136

RACE BY HISPANIC ORIGIN	Hispanic	Total
White	24,460	410,042
Black or African American	675	13,181
American Ind. & Alaska Native	193	572
Asian	122	29,432
Native Hawaiian/ Oth. Pacific Isl.	40	188
Some other race	8,825	9,471
Two or more races	2,311	7,326
Total Population	36,626	470,212

HOUSEHOLD BY TYPE	2000	%
Total households	169,711	100.0
Family households	124,907	73.6
With children under 18	60,073	35.4
Married Couple	106,544	62.8
With children under 18	52,069	30.7
Fem. householder, no husband	13,354	7.9
With children under 18	6,122	3.6
Non-family households	44,804	26.4
Householder living alone	36,555	21.5
Householder 65 and over	12,323	7.3
Households w/ indiv. under 18	63,242	37.3
Households w/ indiv. 65 & over	37,765	22.3
Average household size	2.72	
Average family size	3.18	

RELATIONSHIP	2000	%
Total population	470,212	100.0
In households	461,026	98.0
Householder	169,711	36.1
Spouse	106,544	22.7
Child	145,343	30.9
Own child under 18	110,560	23.5
Other Relatives	20,944	4.5
Under 18	4,857	1.0
Nonrelatives	18,484	3.9
Unmarried partner	6,321	1.3
In group quarters	9,186	2.0
Institutionalized	4,462	0.9
Non-institutionalized	4,724	1.0