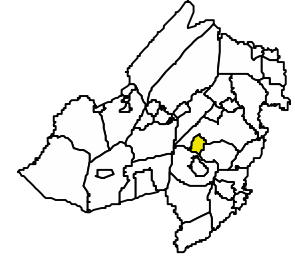




MORRIS PLAINS BOROUGH

"A community of caring"

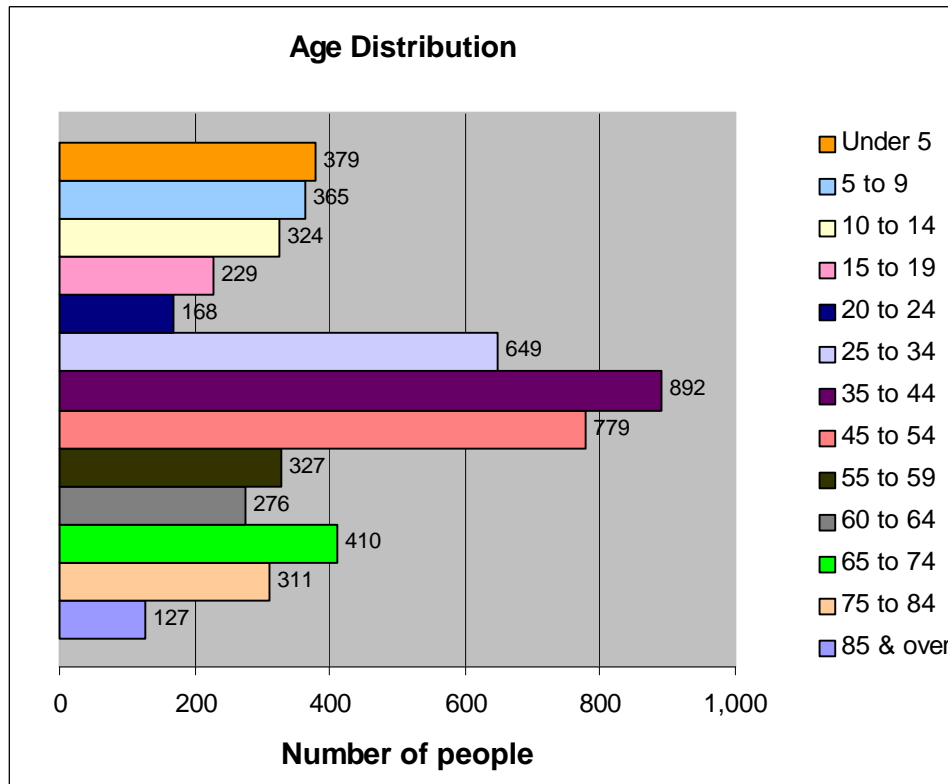


OVERVIEW

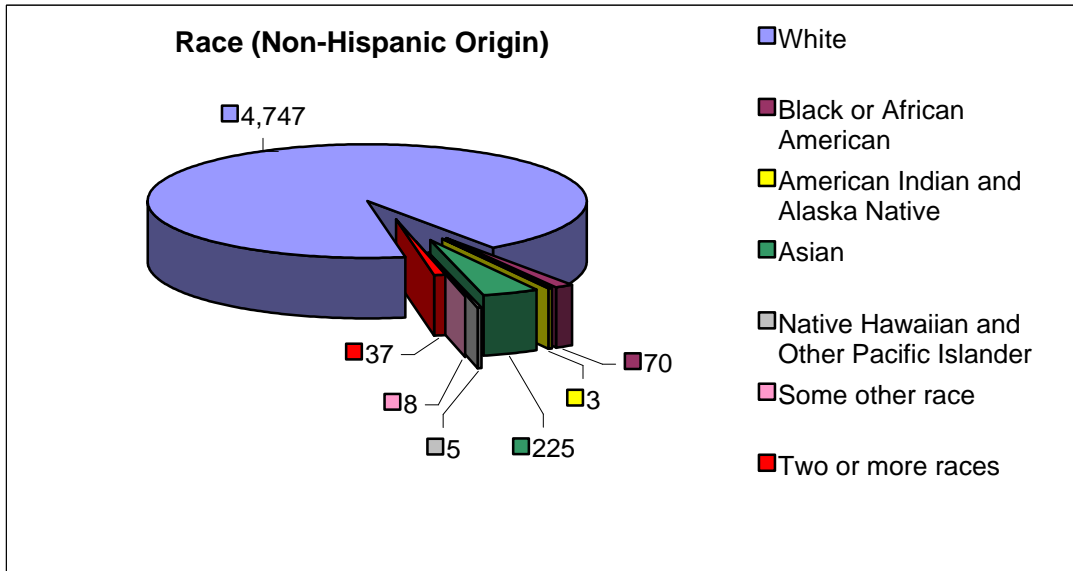
Centered at the juncture of the Morris and Essex Rail Line and Route 202, Morris Plains at 2.6 square miles has maintained its small town atmosphere compared to its much larger and rapidly developing neighbors. Like its neighbors, the borough is home to a major corporation, Pfizer (formerly Warner Lambert), which has its headquarters located along Route 53. Recent development includes a new Candlewood Hotel on Route 10 and proposed redevelopment of the former Tetley Tea Plant.

POPULATION DATA	1990	2000	Change
Total population	5,219	5,236	17
Land size (miles ²)	2.6	2.6	0
Density (persons/mile ²)	2,007	2,019	12
Male	2,499	2,512	13
Female	2,720	2,724	4
Median age (years)	38.8	40.7	1.9

AGE GROUPS	2000	%
18 years and over	4,003	76.5
male	1,858	35.5
female	2,145	41.0
65 years and over	848	16.2
male	328	6.3
female	520	9.9



Morris Plains



HOUSING	1990	2000	Change
Total housing units	1,965	1,994	29
Occupied units	1,921	1,955	34
Owner occupied	1,713	1,791	78
Renter occupied	208	164	-44
Average size owner-occupied	2.74	2.66	-0.08
Average size renter-occupied	2.45	2.27	-0.18
Vacant units	44	39	-5
Seasonal or occasional use	2	8	6

RACE BY HISPANIC ORIGIN	Hispanic	Total
White	118	4,865
Black or African American	0	70
American Ind. & Alaska Native	0	3
Asian	1	226
Native Hawaiian/ Oth. Pacific Isl.	0	5
Some other race	13	21
Two or more races	9	46
Total Population	141	5,236

HOUSEHOLD BY TYPE	2000	%
Total households	1,955	100.0
Family households	1,478	75.6
With children under 18	647	33.1
Married Couple	1,309	67.0
With children under 18	594	30.4
Female householder, no husband	137	7.0
With children under 18	44	2.3
Non-family households	477	24.4
Householder living alone	386	19.7
Householder 65 and over	168	8.6
Households w/ indiv. under 18	679	34.7
Households w/ indiv. 65 & over	547	28.0
Average household size	2.63	
Average family size	3.05	

RELATIONSHIP	2000	%
Total population	5,236	100.0
In households	5,141	98.2
Householder	1,955	37.3
Spouse	1,309	25.0
Child	1,536	29.3
Own child under 18	1,174	22.4
Other Relatives	178	3.4
Under 18	53	1.0
Nonrelatives	163	3.1
Unmarried partner	47	0.9
In group quarters	95	1.8
Institutionalized	88	1.7
Non-institutionalized	7	0.1