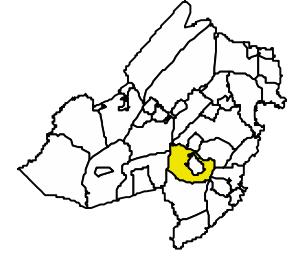




MORRIS TOWNSHIP

"A community rich in history, with a constant striving for a better tomorrow."



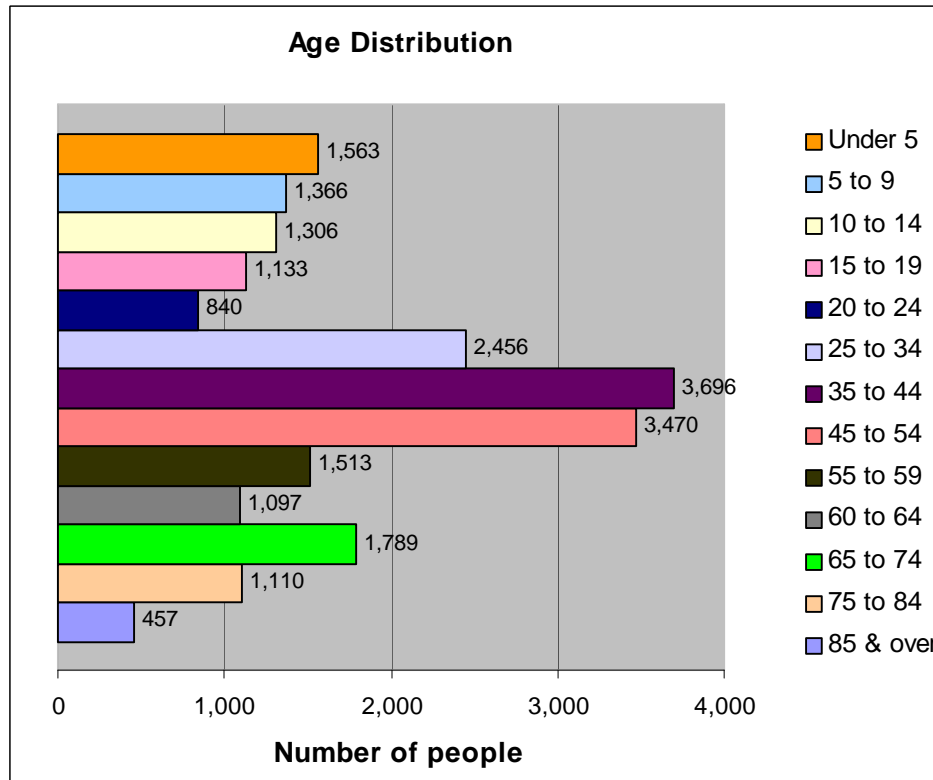
OVERVIEW

Founded in 1740, the Township of Morris completely encircles Morristown. Earlier in its history, the township was the location of large estates, some of which are still intact. The original residences now serve other purposes, such as the Willows (historical farm) and Delbarton (catholic high school). With access provided by I-287, Route 202 and the Route 24 Freeway and proximity to Morristown, the county seat, Morris Township is host to companies such as Mennen and Honeywell. County facilities include the Morris County Correctional Facility, Morris View, Mennen Arena, Lewis Morris Park, Loantaka Brook Reservation and Patriots Path.

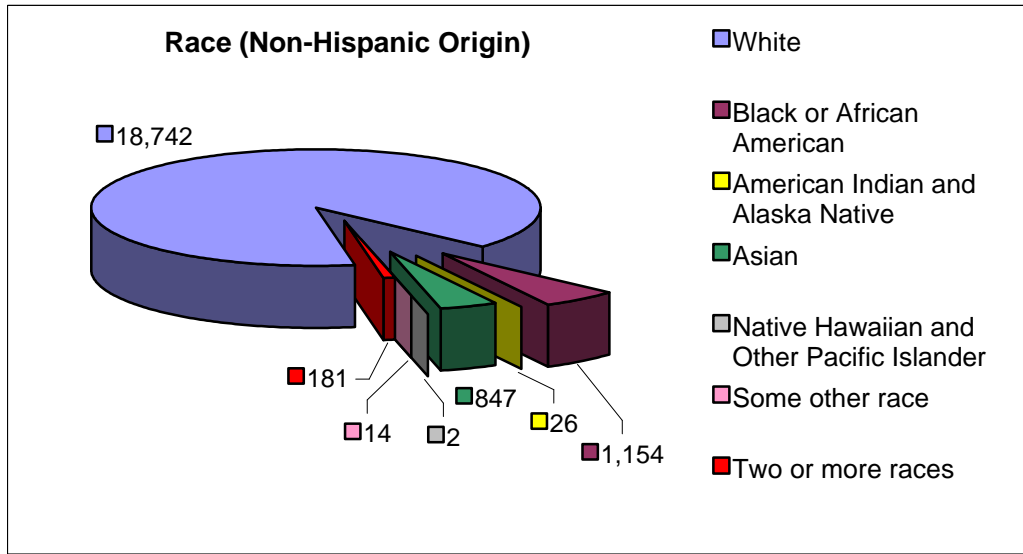
POPULATION DATA	1990	2000	Change
Total population	19,952	*21,796	1,844
Land size (miles ²)	15.8	15.8	0
Density (persons/mile ²)	1,263	1,383	120
Male	9,423	10,287	864
Female	10,529	11,509	980
Median age (years)	39.4	40.9	1.5

AGE GROUPS	2000	%
18 years and over	16,846	77.3
male	7,733	35.5
female	9,113	41.8
65 years and over	3,356	15.4
male	1,373	6.3
female	1,983	9.1

*See Notes



Morris Township



HOUSING	1990	2000	Change
Total housing units	7,388	8,298	910
Occupied units	7,097	8,116	1,019
Owner occupied	5,639	6,888	1,249
Renter occupied	1,458	1,228	-230
Average size owner-occupied	2.83	2.64	-0.19
Average size renter-occupied	2.02	2.07	0.05
Vacant units	291	182	-109
Seasonal or occasional use	22	51	29

RACE BY HISPANIC ORIGIN	Hispanic	Total
White	575	19,317
Black or African American	35	1,189
American Ind. & Alaska Native	7	33
Asian	2	849
Native Hawaiian/ Oth. Pacific Isl.	1	3
Some other race	185	199
Two or more races	25	206
Total Population	830	21,796

HOUSEHOLD BY TYPE	2000	%
Total households	8,116	100.0
Family households	5,953	73.3
With children under 18	2,530	31.2
Married Couple	5,242	64.6
With children under 18	2,273	28.0
Female householder, no husband	550	6.8
With children under 18	209	2.6
Non-family households	2,163	26.7
Householder living alone	1,766	21.8
Householder 65 and over	620	7.6
Households w/ indiv. under 18	2,639	32.5
Households w/ indiv. 65 & over	2,088	25.7
Average household size	2.55	
Average family size	2.99	

RELATIONSHIP	2000	%
Total population	*21,796	100.0
In households	20,733	95.1
Householder	8,116	37.2
Spouse	5,242	24.1
Child	5,948	27.3
Own child under 18	4,691	21.5
Other Relatives	675	3.1
Under 18	171	0.8
Nonrelatives	752	3.5
Unmarried partner	240	1.1
In group quarters	1,063	4.9
Institutionalized	414	1.9
Non-institutionalized	649	3.0

*See Notes