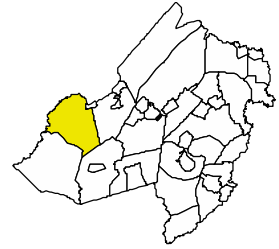




MOUNT OLIVE TOWNSHIP

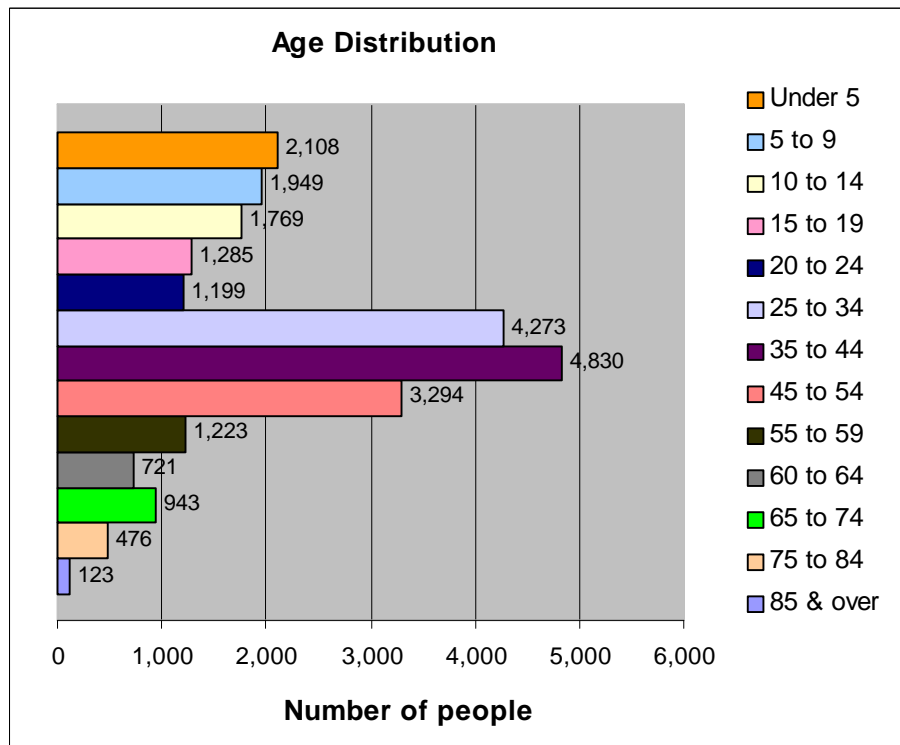


OVERVIEW

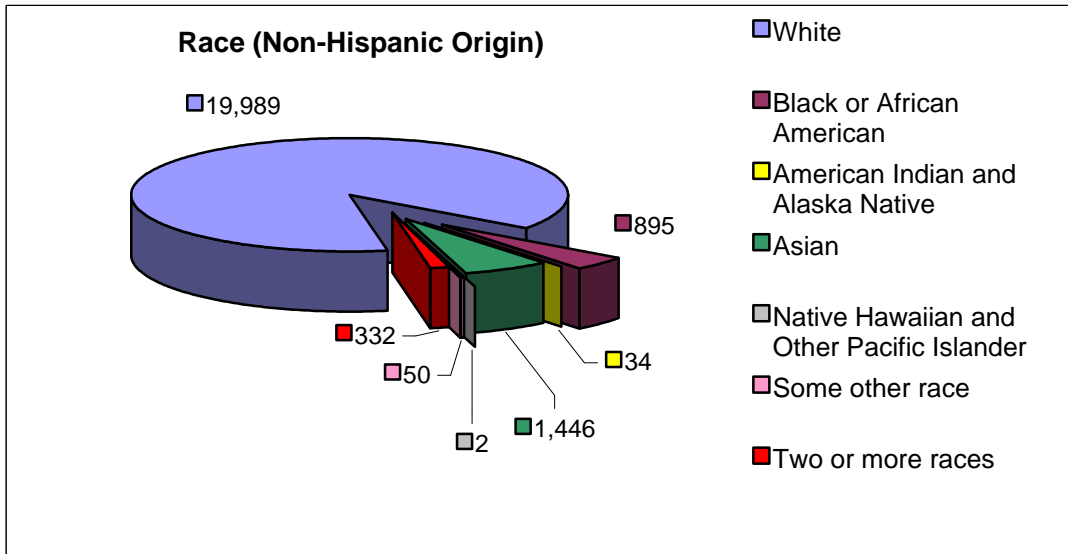
Mount Olive is located along the western boundary of Morris County, which is demarcated by the Musconetcong River. It was incorporated in 1871. Flanders and Budd Lake are two well-known sections of the Township. Budd Lake, the largest natural lake in New Jersey, was originally a summer vacation community. Allamuchy State Park and Flanders Valley Golf Course, along with other open space and park facilities, still attract recreation enthusiasts to Mount Olive. Mount Olive can be accessed via Route 206, Interstate 80 and rail. The township contains a designated Foreign Trade Zone, the International Trade Center, and has attracted large retail and commercial development.

POPULATION DATA	1990	2000	Change
Total population	21,282	24,193	2,911
Land size (miles ²)	30.4	30.4	0
Density (persons/mile ²)	700	797	97
Male	10,589	12,119	1,530
Female	10,693	12,074	1,381
Median age (years)	30.8	34.1	3.3

AGE GROUPS	2000	%
18 years and over	17,525	72.4
male	8,688	35.9
female	8,837	36.5
65 years and over	1,542	6.4
male	670	2.8
female	872	3.6



Mount Olive



HOUSING	1990	2000	Change
Total housing units	8,529	9,311	782
Occupied units	7,972	9,068	1,096
Owner occupied	4,187	5,078	891
Renter occupied	3,785	3,990	205
Average size owner-occupied	3.22	3.15	-0.07
Average size renter-occupied	2.05	2.04	-0.01
Vacant units	557	243	-314
Seasonal or occasional use	69	50	-19

RACE BY HISPANIC ORIGIN	Hispanic	Total
White	985	20,974
Black or African American	23	918
American Ind.& Alaska Native	6	40
Asian	6	1,452
Native Hawaiian/ Oth. Pacific Isl.	0	2
Some other race	319	369
Two or more races	106	438
Total Population	1,445	24,193

HOUSEHOLD BY TYPE	2000	%
Total households	9,068	100.0
Family households	6,372	70.3
With children under 18	3,534	39.0
Married Couple	5,401	59.6
With children under 18	2,992	33.0
Female householder, no husband	669	7.4
With children under 18	381	4.2
Non-family households	2,696	29.7
Householder living alone	2,150	23.7
Householder 65 and over	467	5.1
Households w/ indiv. under 18	3,696	40.8
Households w/ indiv. 65 & over	1,219	13.4
Average household size	2.66	
Average family size	3.22	

RELATIONSHIP	2000	%
Total population	24,193	100.0
In households	24,134	99.8
Householder	9,068	37.5
Spouse	5,401	22.3
Child	7,923	32.7
Own child under 18	6,393	26.4
Other Relatives	816	3.4
Under 18	209	0.9
Nonrelatives	926	3.8
Unmarried partner	515	2.1
In group quarters	59	0.2
Institutionalized	21	0.1
Non-institutionalized	38	0.2