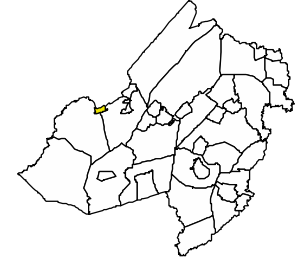




NETCONG BOROUGH

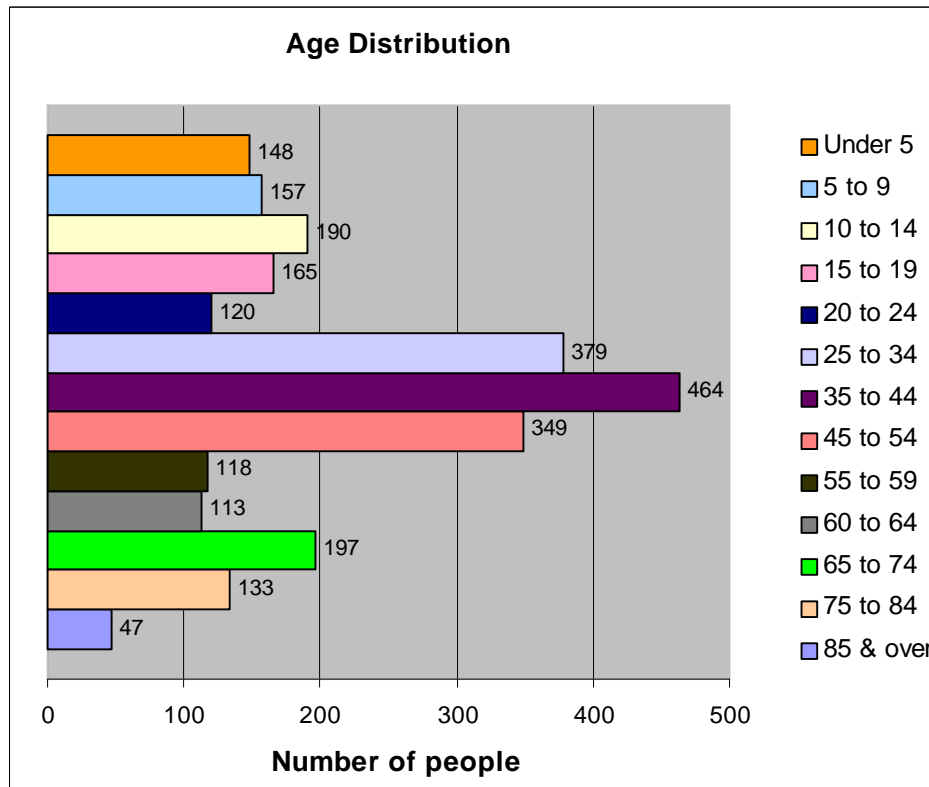


OVERVIEW

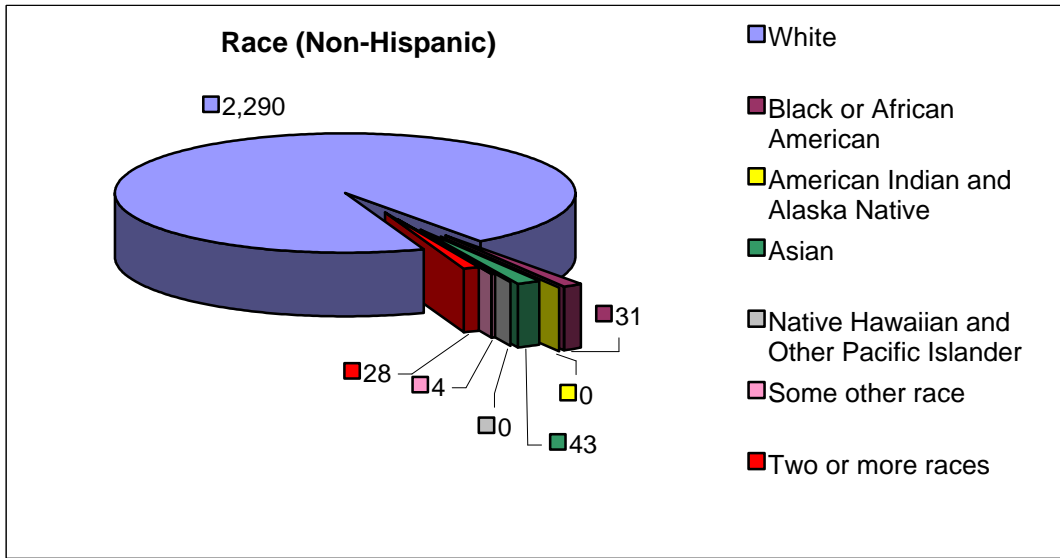
The Borough of Netcong is located along the western boundary of Morris County and lies in the iron-producing belt of Morris County. Netcong was originally known as South Stanhope and was home to ironworkers. In 1831, the Morris Canal opened, passing through the northern part of South Stanhope. The canal stimulated industry by bringing Pennsylvania coal to the declining iron forges of Morris County. Creation of the railroad further stimulated industry and spurred the development of the village into a busy town and a major depot. Netcong was incorporated in 1894. The borough is well served by transportation facilities, with access provided by Route 206, Route 46, Interstate 80 and rail.

POPULATION DATA	1990	2000	Change
Total population	3,311	2,580	-731
Land size (miles ²)	0.8	0.8	0
Density (persons/mile ²)	4,139	3,067	-1,072
Male	1,627	1,267	-360
Female	1,684	1,313	-371
Median age (years)	33.2	37.8	4.6

AGE GROUPS	2000	%
18 years and over	1,987	77.0
male	955	37.0
female	1,032	40.0
65 years and over	377	14.6
male	154	6.0
female	223	8.6



Netcong



HOUSING	1990	2000	Change
Total housing units	1,396	1,043	-353
Occupied units	1,293	1,008	-285
Owner occupied	657	646	-11
Renter occupied	636	362	-274
Average size owner-occupied	2.80	2.67	-0.13
Average size renter-occupied	2.32	2.35	0.03
Vacant units	103	35	-68
Seasonal or occasional use	1	2	1

RACE BY HISPANIC ORIGIN	Hispanic	Total
White	143	2,433
Black or African American	0	31
American Ind. & Alaska Native	1	1
Asian	0	43
Native Hawaiian/ Oth. Pacific Isl.	0	0
Some other race	33	37
Two or more races	7	35
Total Population	184	2,580

HOUSEHOLD BY TYPE	2000	%
Total households	1,008	100.0
Family households	681	67.6
With children under 18	307	30.5
Married Couple	507	50.3
With children under 18	233	23.1
Female householder, no husband	119	11.8
With children under 18	54	5.4
Non-family households	327	32.4
Householder living alone	265	26.3
Householder 65 and over	97	9.6
Households w/ indiv. under 18	328	32.5
Households w/ indiv. 65 & over	283	28.1
Average household size	2.56	
Average family size	3.10	

RELATIONSHIP	2000	%
Total population	2,580	100.0
In households	2,576	99.8
Householder	1,008	39.1
Spouse	507	19.7
Child	780	30.2
Own child under 18	548	21.2
Other Relatives	145	5.6
Under 18	32	1.2
Nonrelatives	136	5.3
Unmarried partner	59	2.3
In group quarters	4	0.2
Institutionalized	0	0.0
Non-institutionalized	4	0.2