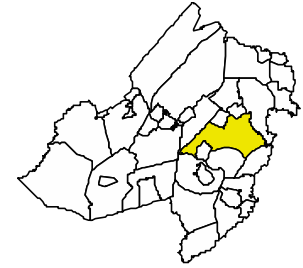




PARSIPPANY-TROY HILLS TOWNSHIP

"The place to be, Parsippany...
for family, for business, for fun."

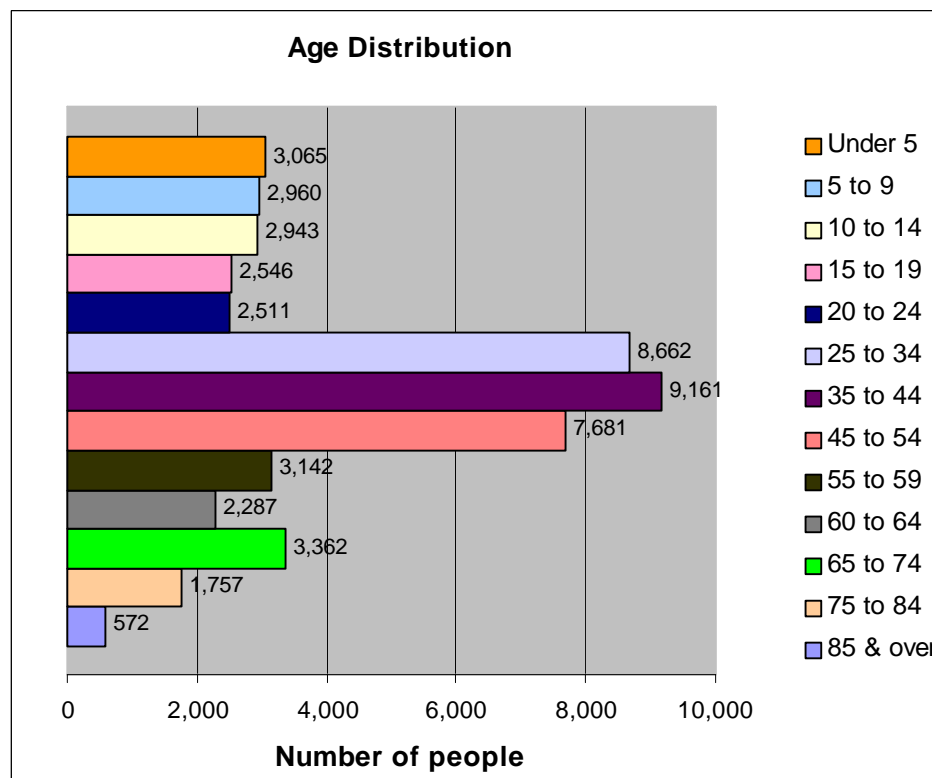


OVERVIEW

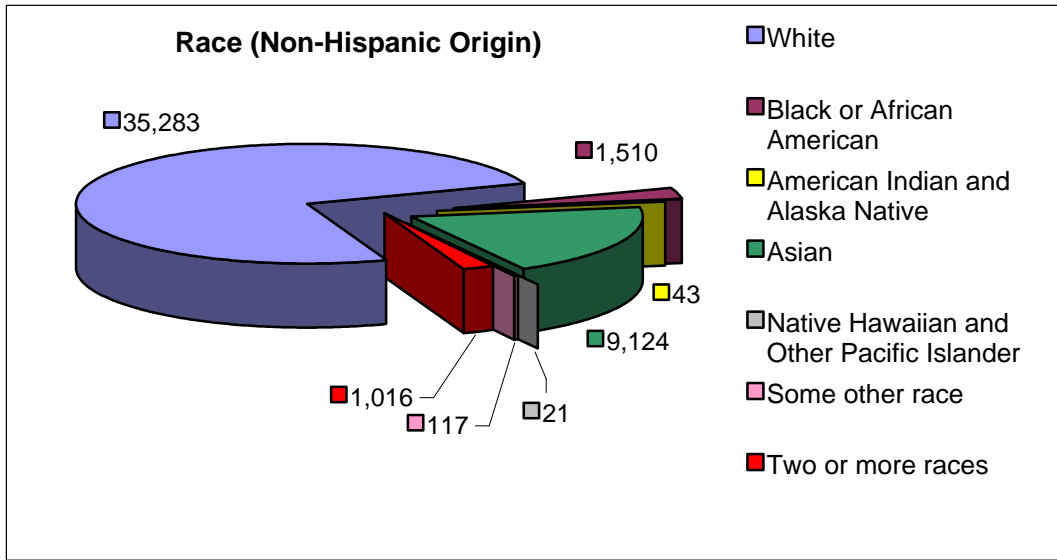
The name, Parsippany, stems from a Lenapi Indian word, Parseponong, meaning "the place where the rivers run together." Parsippany-Troy Hills Township was incorporated in 1928. After incorporation, the rate of growth increased with the developments of residential communities such as Manor Lakes, Lake Hiawatha, Lake Parsippany, Lake Intervale, Glacier Hills and Sedgefield. Much of the current development began as summer communities, such as Mount Tabor, where a Methodist tent colony was replaced with summer cottages. Parsippany-Troy Hills covers 25 square miles and houses approximately 50,000 people. An extensive transportation network, including Routes I-80, I-287, I-280, US 46 and US 202 as well as State Highways 10 and 53 serves the community. With excellent access in the New York metropolitan area, Parsippany has become a major employment center for New Jersey.

POPULATION DATA	1990	2000	Change
Total population	48,478	50,649	2,171
Land size (miles ²)	23.9	23.9	0
Density (persons/mile ²)	2,028	2,116	88
Male	23,895	25,039	1,144
Female	24,583	25,610	1,027
Median age (years)	34.3	37.6	3.3

AGE GROUPS	2000	%
18 years and over	40,034	79.0
male	19,469	38.4
female	20,565	40.6
65 years and over	5,691	11.2
male	2,377	4.7
female	3,314	6.5



Parsippany-Troy Hills



HOUSING	1990	2000	Change
Total housing units	18,960	20,066	1,106
Occupied units	18,369	19,624	1,255
Owner occupied	10,665	11,867	1,202
Renter occupied	7,704	7,757	53
Average size owner-occupied	3.00	2.87	-0.13
Average size renter-occupied	2.01	2.01	0.00
Vacant units	591	442	-149
Seasonal or occasional use	29	57	28

RACE BY HISPANIC ORIGIN	Hispanic	Total
White	2,337	37,620
Black or African American	64	1,574
American Ind. & Alaska Native	18	61
Asian	21	9,145
Native Hawaiian/ Oth. Pacific Isl.	7	28
Some other race	846	963
Two or more races	242	1,258
Total Population	3,535	50,649

HOUSEHOLD BY TYPE	2000	%
Total households	19,624	100.0
Family households	13,160	67.1
With children under 18	5,789	29.5
Married Couple	11,037	56.2
With children under 18	4,981	25.4
Female householder, no husband	1,498	7.6
With children under 18	606	3.1
Non-family households	6,464	32.9
Householder living alone	5,321	27.1
Householder 65 and over	1,323	6.7
Households w/ indiv. under 18	6,184	31.5
Households w/ indiv. 65 & over	4,141	21.1
Average household size	2.53	
Average family size	3.13	

RELATIONSHIP	2000	%
Total population	50,649	100.0
In households	49,664	98.1
Householder	19,624	38.7
Spouse	11,037	21.8
Child	14,053	27.7
Own child under 18	9,874	19.5
Other Relatives	2,983	5.9
Under 18	630	1.2
Nonrelatives	1,967	3.9
Unmarried partner	815	1.6
In group quarters	985	1.9
Institutionalized	880	1.7
Non-institutionalized	105	0.2