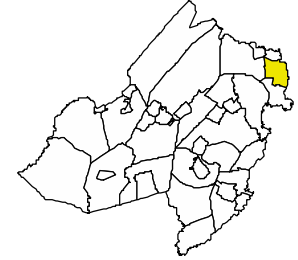




PEQUANNOCK TOWNSHIP

"Pax in virtute"
(Peace By Virtue)

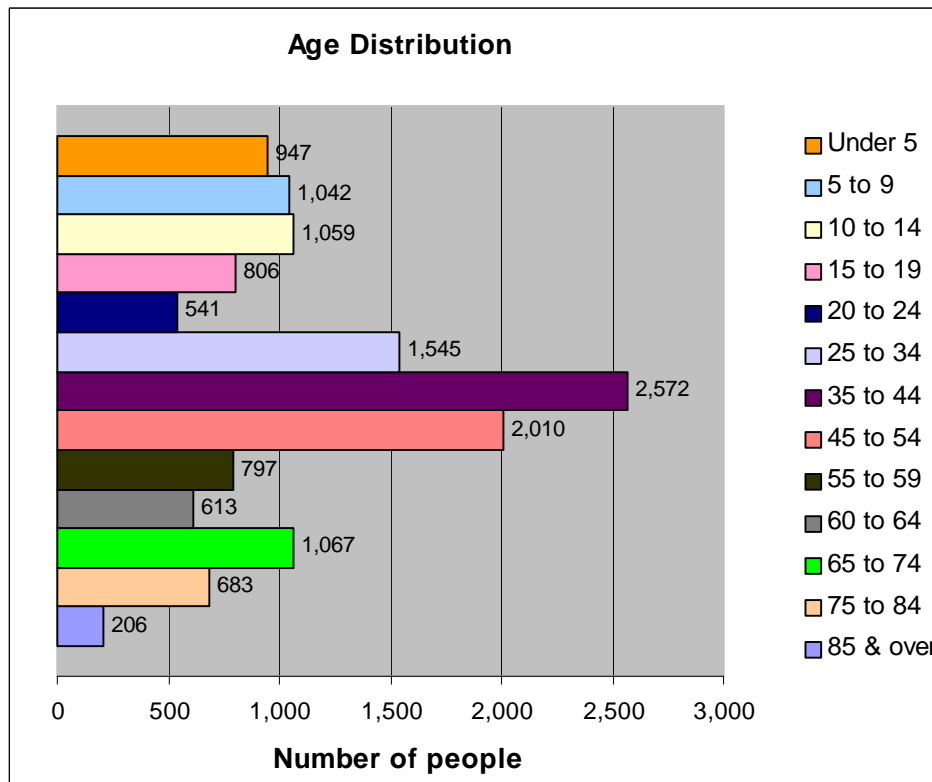


OVERVIEW

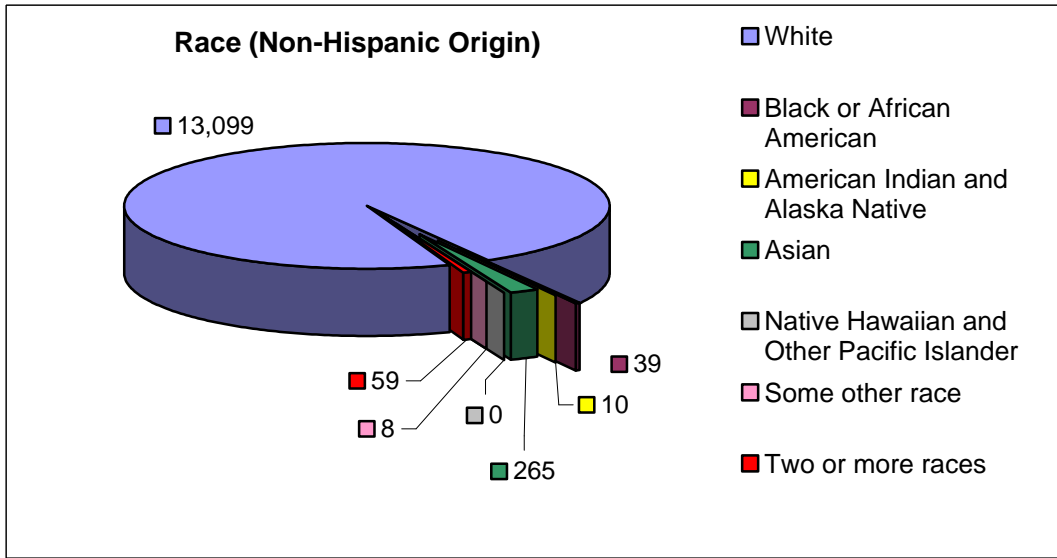
Pequanock Township is one of the oldest European settlements in northwestern New Jersey. At the time of its incorporation in 1740, Pequanock was the largest township in Morris County. The name Pequanock is derived from the Lenni Lenape name, "Paquettahnuake," meaning "cleared land ready or being readied for cultivation." Today, Pequanock is a seven square mile suburban community 25 miles west of New York City. The township encompasses two communities, Pequanock and Pompton Plains; each served by their own post office. The transportation needs of Pequanock are well served by Interstate 80 and U.S. 46, Route 23 and Interstate 287. Recent development includes Cedar Crest village, a 1578 unit continuing care retirement community in the northwest corner of the township.

POPULATION DATA	1990	2000	Change
Total population	12,844	13,888	1,044
Land size (miles ²)	7.0	7.0	0
Density (persons/mile ²)	1,835	1,965	130
Male	6,330	6,688	358
Female	6,514	7,200	686
Median age (years)	36.2	38.9	2.7

AGE GROUPS	2000	%
18 years and over	10,293	74.1
male	4,889	35.2
female	5,404	38.9
65 years and over	1,956	14.1
male	813	5.9
female	1,143	8.2



Pequannock



HOUSING	1990	2000	Change
Total housing units	4,385	5,097	712
Occupied units	4,281	5,026	745
Owner occupied	3,782	4,497	715
Renter occupied	499	529	30
Average size owner-occupied	3.10	2.86	-0.24
Average size renter-occupied	2.17	1.88	-0.29
Vacant units	104	71	-33
Seasonal or occasional use	5	16	11

RACE BY HISPANIC ORIGIN	Hispanic	Total
White	317	13,416
Black or African American	2	41
American Ind. & Alaska Native	7	17
Asian	0	265
Native Hawaiian/ Oth. Pacific Isl.	0	0
Some other race	61	69
Two or more races	21	80
Total Population	408	13,888

HOUSEHOLD BY TYPE	2000	%
Total households	5,026	100.0
Family households	3,828	76.2
With children under 18	1,790	35.6
Married Couple	3,294	65.5
With children under 18	1,591	31.7
Female householder, no husband	393	7.8
With children under 18	152	3.0
Non-family households	1,198	23.8
Householder living alone	1,052	20.9
Householder 65 and over	443	8.8
Households w/ indiv. under 18	1,849	36.8
Households w/ indiv. 65 & over	1,414	28.1
Average household size	2.76	
Average family size	3.23	

RELATIONSHIP	2000	%
Total population	13,888	100.0
In households	13,862	99.8
Householder	5,026	36.2
Spouse	3,294	23.7
Child	4,731	34.1
Own child under 18	3,477	25.0
Other Relatives	506	3.6
Under 18	95	0.7
Nonrelatives	305	2.2
Unmarried partner	111	0.8
In group quarters	26	0.2
Institutionalized	0	0.0
Non-institutionalized	26	0.2