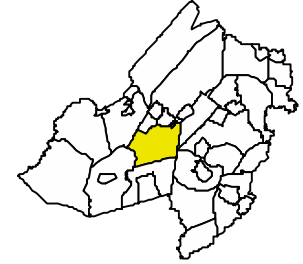




# RANDOLPH TOWNSHIP

"Enhancing the quality of life for present and future generations"

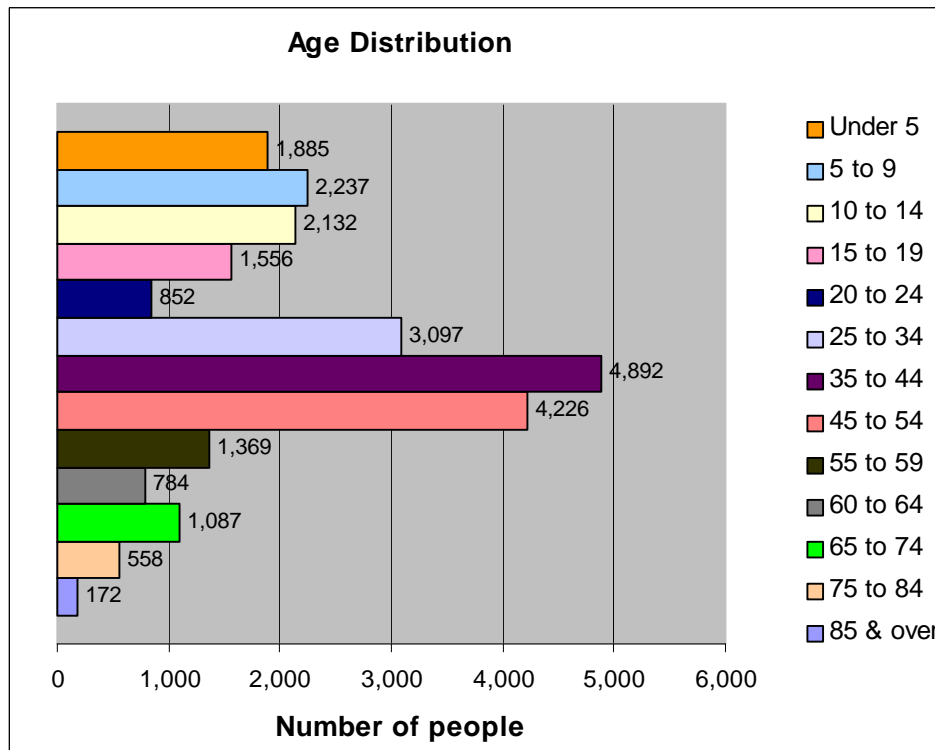


## OVERVIEW

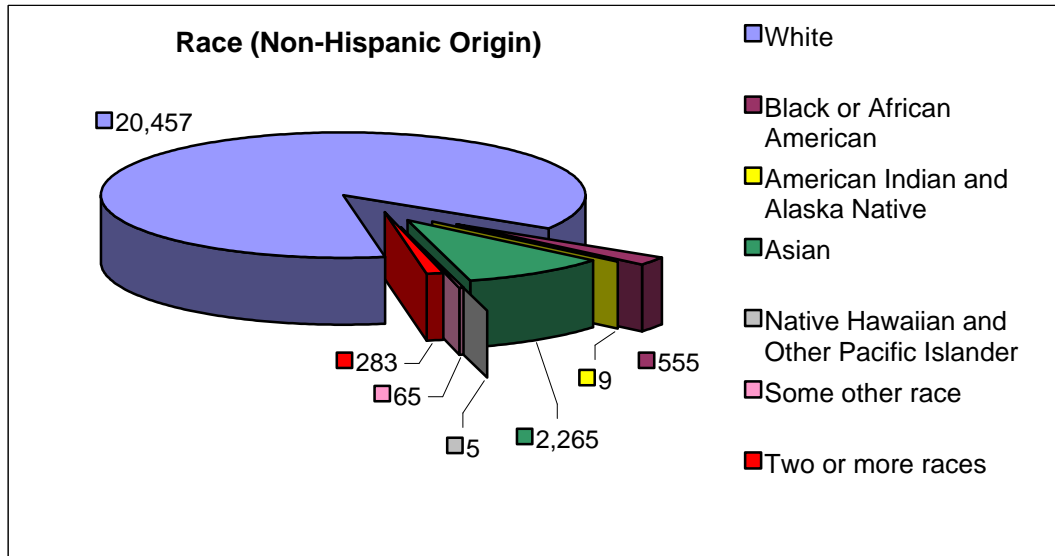
Originally settled by the Quakers, Randolph served as a supply point for Washington's army during their winter in nearby Jockey Hollow. Randolph was incorporated in 1806. In the early part of the 20th century, Randolph became a vacation haven, known for its woods, ponds and lakes. Through the 1950s, farms, large hotels and bungalow colonies dotted the community. The township is home to 24 historical landmarks including the 276 year old Liberty Tree, the 1869 Bryant Distillery and the 1924 Millbrook School. The township has grown rapidly during the last two decades as a residential community with a popular school system.

POPULATION DATA	1990	2000	Change
Total population	19,974	24,847	4,873
Land size (miles <sup>2</sup> )	21.0	21.0	0
Density (persons/mile <sup>2</sup> )	951	1,185	234
Male	9,873	12,317	2,444
Female	10,101	12,530	2,429
Median age (years)	34.2	36.5	2.3

AGE GROUPS	2000	%
18 years and over	17,469	70.3
male	8,545	34.4
female	8,924	35.9
65 years and over	1,817	7.3
male	802	3.2
female	1,015	4.1



Randolph



HOUSING	1990	2000	Change
Total housing units	7,240	8,903	1,663
Occupied units	6,928	8,679	1,751
Owner occupied	4,923	6,446	1,523
Renter occupied	2,005	2,233	228
Average size owner-occupied	3.24	3.18	-0.06
Average size renter-occupied	2.00	1.94	-0.06
Vacant units	312	224	-88
Seasonal or occasional use	17	18	1

RACE BY HISPANIC ORIGIN	Hispanic	Total
White	836	21,293
Black or African American	17	572
American Ind. & Alaska Native	6	15
Asian	7	2,272
Native Hawaiian/ Oth. Pacific Isl.	0	5
Some other race	261	326
Two or more races	81	364
<b>Total Population</b>	<b>1,208</b>	<b>24,847</b>

HOUSEHOLD BY TYPE	2000	%
Total households	8,679	100.0
<b>Family households</b>	<b>6,806</b>	<b>78.4</b>
With children under 18	3,835	44.2
Married Couple	6,094	70.2
With children under 18	3,452	39.8
Female householder, no husband	537	6.2
With children under 18	308	3.5
<b>Non-family households</b>	<b>1,873</b>	<b>21.6</b>
Householder living alone	1,562	18.0
Householder 65 and over	420	4.8
Households w/ indiv. under 18	3,929	45.3
Households w/ indiv. 65 & over	1,341	15.5
Average household size	2.86	
Average family size	3.28	

RELATIONSHIP	2000	%
Total population	24,847	100.0
<b>In households</b>	<b>24,818</b>	<b>99.9</b>
Householder	8,679	34.9
Spouse	6,094	24.5
Child	8,694	35.0
Own child under 18	7,199	29.0
Other Relatives	748	3.0
Under 18	152	0.6
Nonrelatives	603	2.4
Unmarried partner	263	1.1
<b>In group quarters</b>	<b>29</b>	<b>0.1</b>
Institutionalized	0	0.0
Non-institutionalized	29	0.1