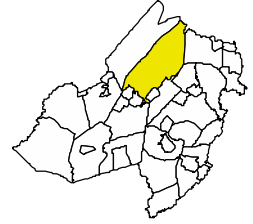




SINCE 1844

ROCKAWAY TOWNSHIP

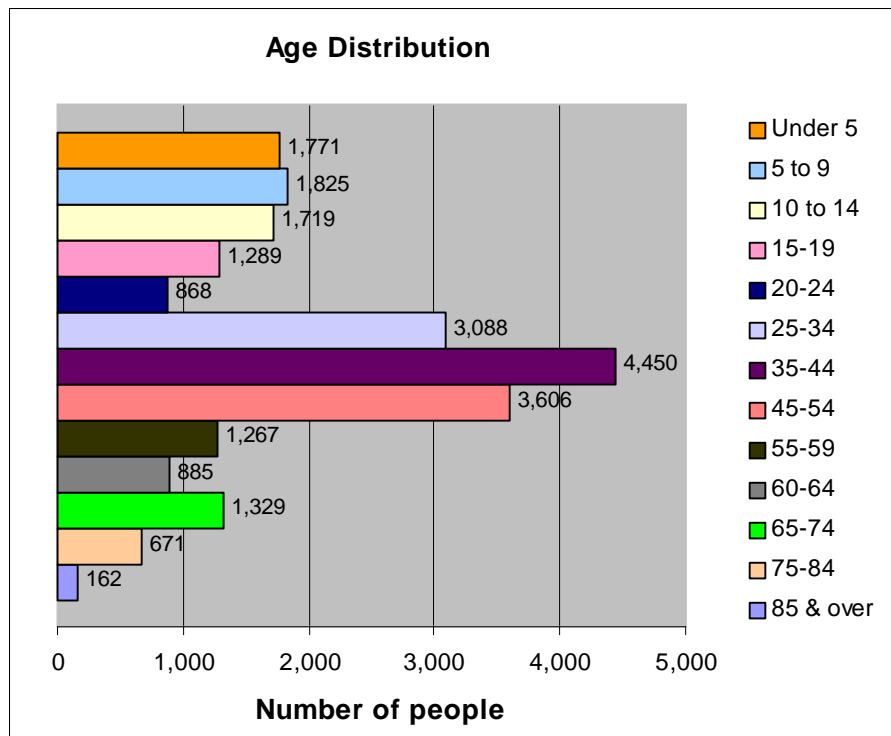


OVERVIEW

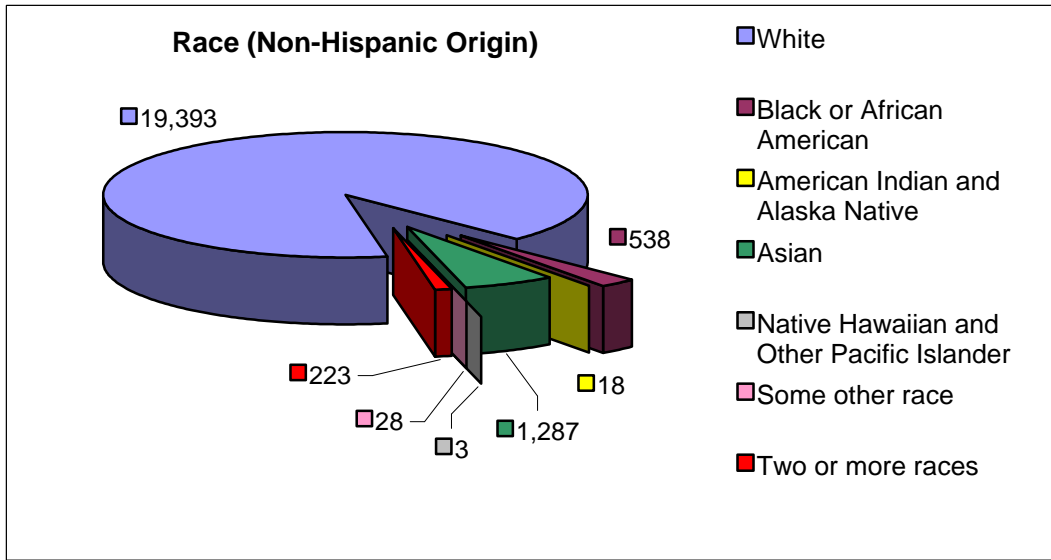
Rockaway, from the Native American word "Rechouwakie," meaning, "place of sands" was settled by the Dutch. Incorporated in 1844, Rockaway Township was the first location in America where iron ore was actively worked and mined. Rockaway is the county's second largest municipality with a land area of almost 43 square miles. Development is concentrated in the southern portion of the township along the northern and southern sides of Interstate 80. The rugged central and northern sections of the township contain vast expanses of state parkland and watershed property owned by Jersey City and Newark. Interspersed in these sections of the township, are the communities of Lake Telemark, Hibernia, Meriden and Marcella. Picatinny Arsenal, a federal military installation and one of the county's largest employers, is located within Rockaway Township.

POPULATION DATA	1990	2000	Change
Total population	19,572	22,930	3,358
Land size (miles ²)	42.2	42.8	0.6
Density (persons/mile ²)	464	536	72
Male	9,782	11,329	1,547
Female	9,790	11,601	1,811
Median age (years)	34.1	37	2.9

AGE GROUPS	2000	%
18 years and over	16,715	72.9
male	8,119	35.4
female	8,596	37.5
65 years and over	2,162	9.4
male	955	4.2
female	1,207	5.3



Rockaway Township



HOUSING	1990	2000	Change
Total housing units	7,477	8,506	1,029
Occupied units	6,908	8,108	1,200
Owner occupied	5,696	6,849	1,153
Renter occupied	1,212	1,259	47
Average size owner-occupied	2.96	2.89	-0.07
Average size renter-occupied	2.21	2.46	0.25
Vacant units	569	398	-171
Seasonal or occasional use	267	235	-32

RACE BY HISPANIC ORIGIN	Hispanic	Total
White	982	20,375
Black or African American	27	565
American Ind. & Alaska Native	5	23
Asian	8	1,295
Native Hawaiian/ Oth. Pacific Isl.	1	4
Some other race	339	367
Two or more races	78	301
Total Population	1,440	22,930

HOUSEHOLD BY TYPE	2000	%
Total households	8,108	100.0
Family households	6,381	78.7
With children under 18	3,257	40.2
Married Couple	5,554	68.5
With children under 18	2,850	35.2
Female householder, no husband	615	7.6
With children under 18	318	3.9
Non-family households	1,727	21.3
Householder living alone	1,376	17.0
Householder 65 and over	455	5.6
Households w/ indiv. under 18	3,392	41.8
Households w/ indiv. 65 & over	1,586	19.6
Average household size	2.82	
Average family size	3.21	

RELATIONSHIP	2000	%
Total population	22,930	100.0
In households	22,901	99.9
Householder	8,108	35.4
Spouse	5,554	24.2
Child	7,607	33.2
Own child under 18	5,950	25.9
Other Relatives	910	4.0
Under 18	204	0.9
Nonrelatives	722	3.1
Unmarried partner	321	1.4
In group quarters	29	0.1
Institutionalized	0	0.0
Non-institutionalized	29	0.1