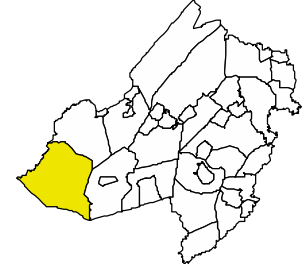




# WASHINGTON TOWNSHIP

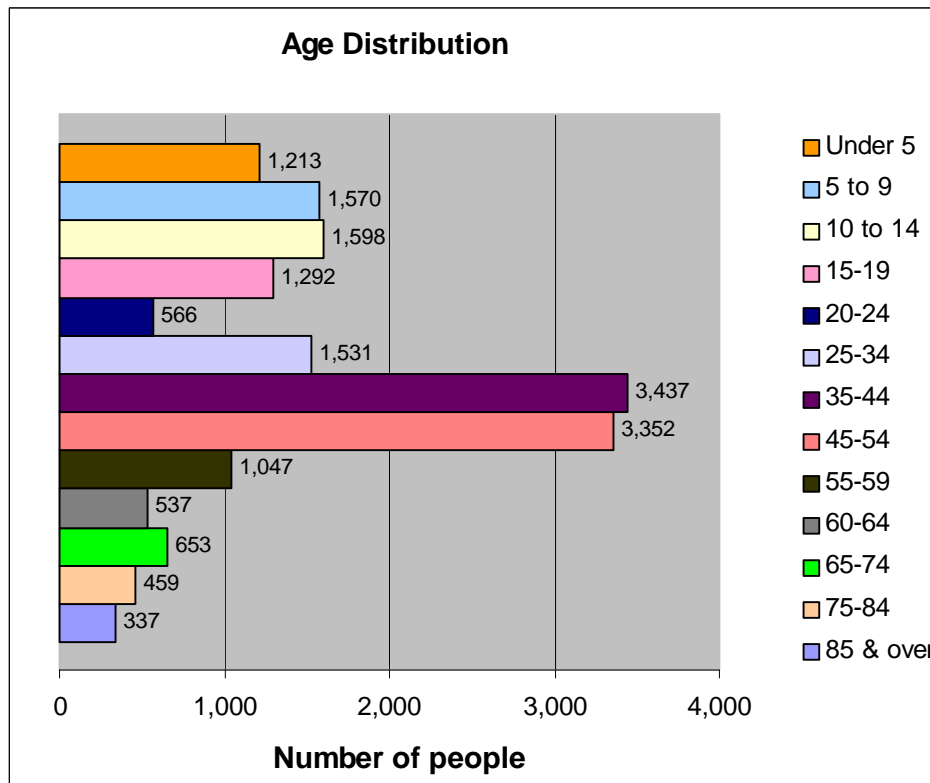


## OVERVIEW

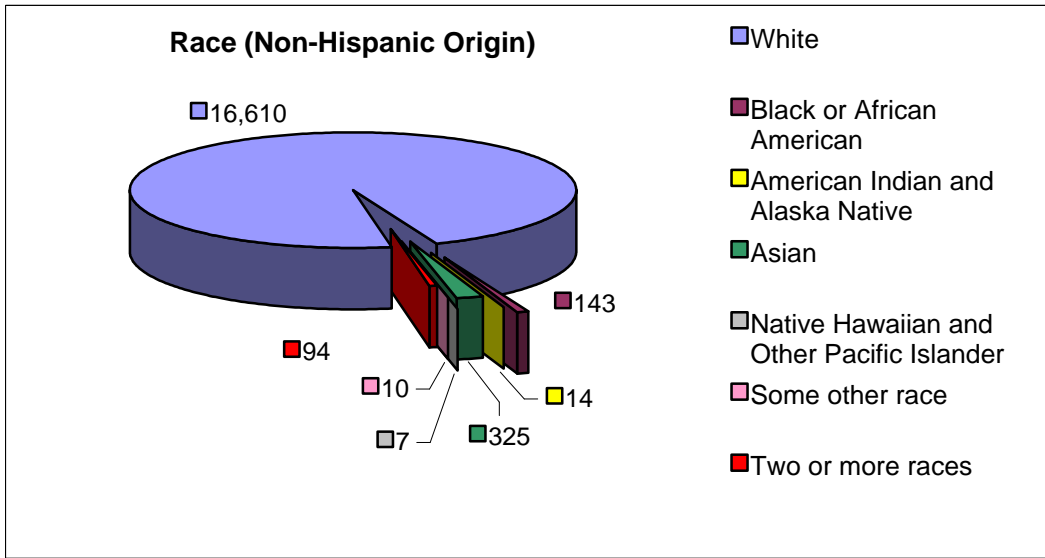
At almost 45 square miles in land area, Washington Township is Morris County's largest municipality. The first settlers in the Township were German Protestants from Saxony. The earliest settlement in the township was named German Valley, now known as Long Valley. Washington was one of the six original townships that were created when the county was divided in 1798. Washington Township has the largest acreage of permanently preserved farmland in the county. Since 1987, thirty-five farms consisting of 2,810 acres have been permanently preserved. A prominent feature of the township is Schooley's Mountain overlooking the farmed valleys. Residential development is primarily located on the plateau of the mountain and in the area adjacent to Hackettstown.

POPULATION DATA	1990	2000	Change	AGE GROUPS	2000	%
Total population	*15,592	17,592	2,000	18 years and over	12,281	69.8
Land size (miles <sup>2</sup> )	44.8	44.9	0.1	male	5,934	33.7
Density (persons/mile <sup>2</sup> )	348	392	44	female	6,347	36.1
Male	7,681	8,593	912	65 years and over	1,449	8.2
Female	7,911	8,999	1,088	male	571	3.2
Median age (years)	34.5	38.3	3.8	female	878	5.0

\* See Notes



Washington Township



HOUSING	1990	2000	Change
Total housing units	5,125	5,890	765
Occupied units	4,908	5,755	847
Owner occupied	4,251	5,067	816
Renter occupied	657	688	31
Average size owner-occupied	3.32	3.16	-0.16
Average size renter-occupied	2.23	2.04	-0.19
Vacant units	217	135	-82
Seasonal or occasional use	23	38	15

RACE BY HISPANIC ORIGIN	Hispanic	Total
White	307	16,917
Black or African American	3	146
American Ind.& Alaska Native	1	15
Asian	4	329
Native Hawaiian/ Oth. Pacific Isl.	2	9
Some other race	52	62
Two or more races	20	114
<b>Total Population</b>	<b>389</b>	<b>17,592</b>

HOUSEHOLD BY TYPE	2000	%
Total households	5,755	100.0
<b>Family households</b>	<b>4,874</b>	<b>84.7</b>
With children under 18	2,703	47.0
Married Couple	4,377	76.1
With children under 18	2,445	42.5
Female householder, no husband	361	6.3
With children under 18	201	3.5
<b>Non-family households</b>	<b>881</b>	<b>15.3</b>
Householder living alone	701	12.2
Householder 65 and over	310	5.4
Households w/ indiv. under 18	2,780	48.3
Households w/ indiv. 65 & over	960	16.7
Average household size	3.02	
Average family size	3.31	

RELATIONSHIP	2000	%
Total population	17,592	100.0
<b>In households</b>	<b>17,394</b>	<b>98.9</b>
Householder	5,755	32.7
Spouse	4,377	24.9
Child	6,435	36.6
Own child under 18	5,162	29.3
Other Relatives	463	2.6
Under 18	110	0.6
Nonrelatives	364	2.1
Unmarried partner	147	0.8
<b>In group quarters</b>	<b>198</b>	<b>1.1</b>
Institutionalized	161	0.9
Non-institutionalized	37	0.2